

SENSEX	NIFTY	INDIAVIX	BANKNIFTY	10YR G-SEC	USDINR
41198.66	12129.5	16.5	30877	6.57	71.25
0.57%	0.61%	-4.62%	0.38%	-0.12%	0.12%

Nifty Short Term View

Nifty Close	R1	R2	S1	S2
12129.55	12208	12275	12060	12002

Indian shares ended firmly in positive territory on Wednesday, mirroring positive global cues after the head of the World Health Organization (WHO) said he was confident in China's ability to contain the deadly virus. Nifty index ended up 73.70 points, at 12,129.50.

Nifty formed Inverted hammer pattern on a daily chart where selling pressure comes from the higher level. Nifty may consolidate in the narrow range of 150 points. Positivity can only be seen if Nifty sustains above 12208.



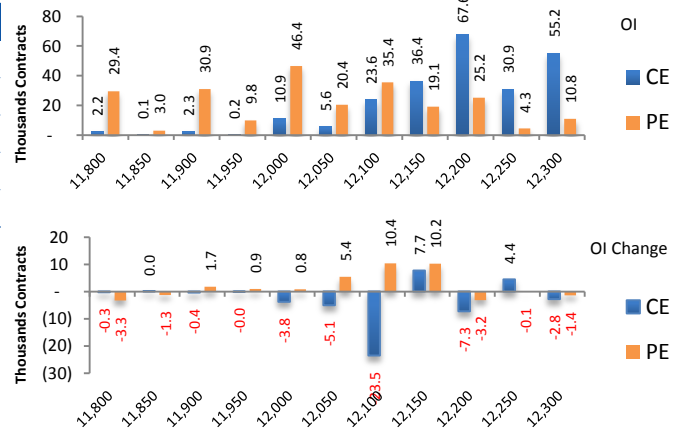
News Buzz

- Britain's departure from the European Union was backed by European lawmakers Wednesday, after a debate that mixed warm words of love with hard-headed warnings to the country not to seek too many concessions during upcoming trade talks on a future relationship.
- The Federal Reserve held interest rates steady at its meeting and tweaked its post-meeting statement to reflect what appears to be stronger commitment to nudge up inflation. Negative for markets.
- The State Bank of India (SBI) has become the lead financier for the first two phases of the Navi Mumbai Airport project, sources told The Economic Times. **Positive for SBI**
- JSW Infrastructure, part of the \$14 billion JSW Group, has signed a concession agreement with New Mangalore Port Trust (NMPT) to develop and operate its first container terminal project for 30 years. The Mumbai-based company is investing nearly Rs 300 crore to develop the container terminal, which will have a capacity of 400,000 TEUs. **Positive for JSW Infra**
- Sundram Fasteners Ltd, part of the \$8.5 billion TVS Group, on Wednesday said it has set up a unit to produce high precision engineering components for giving an impetus to its exports besides diversifying customer base. The new unit at Sri City in neighbouring Tada in Andhra Pradesh has been set up at an initial investment of Rs 100 crore **Positive for Sundaram Fasteners Ltd**
- Industry body COAI said on Wednesday that AGR formula being applied on mobile operators should be applicable on all other categories of telecom licences and there can be no differential treatment for relevant PSUs in this regard. **Negative for GAIL, PowerGrid**
- Bajaj Finserv posted 32 per cent year-on-year rise in consolidated profit at Rs 1,126 crore for Q3FY2020. Consolidated total income increased 31 per cent year-on-year to Rs 14,561 crore. **Positive for Bajaj Finserv Results on 30th January** - Bajaj Auto, Bajaj Holdings, Blue Star, Colgate-Palmolive, Dabur, Equitas Holdings Ltd, GSFC, IOC, JK Tyres, Laurus Labs, LIC Housing Finance, Marico, Nocil, Tata Motors, Tata Motors DVR, TTK Prestige

Derivative Activity

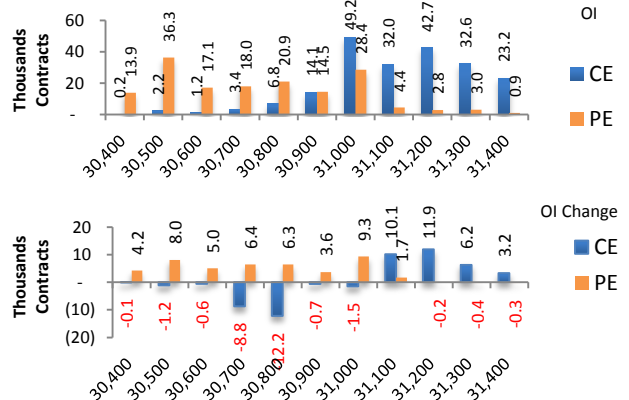
Index	NIFTY	Change
Fut Closing	12121.55	0.4%
Prem /Disc	-7.95	-20.15
OI Qty	1.51 Cr.	-1.8%
Nifty PCR	0.94	
Highest OI	12200 CE	12000 PE

- NIFTY future was up 0.44% with decrease in O I by 1.76%.
- Nifty Put O I addition was seen at 12100 followed by 12150 which can act as short term support
- Nifty Call O I reduction was seen at 12200 followed by 12100.



Index	BANKNIFTY	Change
Fut Closing	30905.55	0.4%
Prem/Disc	28.55	18.35
OI Qty	0.18 Cr.	4.6%
Highest OI	31500 CE	30500 PE

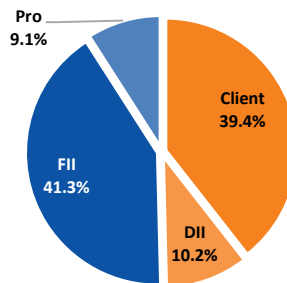
- Nifty Bank future was up 0.44% with increase in O I by 4.63%.
- Nifty Bank Put O I addition was seen at 31000 followed by 30500 which can act as short term support.
- Nifty Bank Call O I addition was seen at 31200 followed by 31100 which can act as short term resistance.



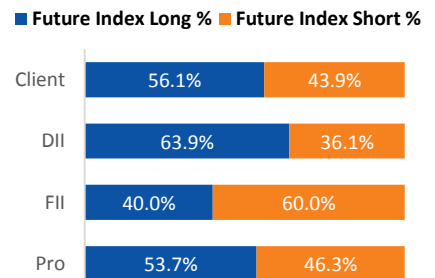
Participant wise OI Activity (Fig in '000 Contracts)

Participant Type	Index Fut Activity	Call Activity	Put Activity
Retail	-3.6	-18.8	36.4
DII	1.7	0.0	0.0
FII	5.1	1.8	-8.9
Pro	-3.2	17.0	-27.4

Index Fut OI %



Index Future OI %



- FII added long Index future by 5.1k contracts and Client unwound the long Index future by 3.6k contracts
- FII added Long calls by 1.8k contracts and added short puts by 8.9 k contracts
- Client unwound the long calls by 18.8k contracts and added long puts by 36.4 k contracts

Open Interest Gainers

Symbol	Trend	Future Price	Price Chng %	Fut OI Chng %
ESCORTS	Bullish	748.7	2.7%	23.8%
NIITTECH	Bullish	1936.7	-2.5%	15.3%
MCDOWELL-N	Bullish	636.6	-3.4%	13.5%
YESBANK	Bearish	41.3	9.8%	10.4%
GODREJCP	Bullish	737.85	0.0%	10.0%

Volume Gainers

Symbol	Trend	Future Price	Price Chng %	3 Day Vol Chng %
GODREJCP	Bullish	737.85	0.0%	141.6%
NTPC	Bearish	113.5	1.5%	119.1%
BAJFINANCE	Bullish	4420.85	4.8%	117.4%
IOC	Bearish	118.55	0.4%	106.0%
ITC	Bearish	236.8	2.4%	92.8%

Stocks Near Highest Call Open Interest

Symbol	Trend	Future Price	Highest Call OI	No of Contracts
ASIANPAINT	Bullish	1795.1	1800	398
DLF	Bullish	258.85	260	331
AUROPHARMA	Bearish	506.95	510	297

Open interest Losers

Symbol	Trend	Future Price	Price Chng %	Fut OI Chng %
TVSMOTOR	Bullish	469.05	1.7%	-17.7%
IOC	Bearish	118.55	0.4%	-17.2%
JUSTDIAL	Bearish	597.2	0.9%	-17.1%
PFC	Bearish	118.35	1.8%	-12.5%
IBULHSGFIN	Bullish	315.85	-1.5%	-11.6%

Highest Position Carry forward %

Symbol	Trend	Future Price	Price Chng %	O I Chng / Volume
PNB	Bearish	61.25	1.3%	12.0%
INDUSINDBK	Bearish	1258.85	0.1%	8.8%
MCDOWELL-N	Bullish	636.6	-3.4%	8.4%
YESBANK	Bearish	41.3	9.8%	8.3%
SUNTV	Bullish	492.85	-0.1%	7.7%

Stocks Near Highest Put Open Interest

Symbol	Trend	Future Price	Highest Put OI	No of Contracts
COLPAL	Bullish	1485.15	1480	55
SIEMENS	Bearish	1530.7	1530	42
CECSC	Bearish	739.85	740	24

Nifty 50 Daily Levels

Symbol	Cash Close	Trend	5 Day SMA	10 Day SMA	20 Day SMA	R3	R2	R1	Mid Point	S1	S2	S3
NIFTY50	12,129.50	DOWN	12146.6	12194.2	12201.5	12230.1	12161.3	12114.9	12092.7	12070	12024	11955
NIFTYBANK	30,877.00	DOWN	30944.3	31089.6	31484.2	31169.6	30994.1	30875.8	30819.2	30763	30644	30469
NIFTYIT	16,479.30	UP	16450.0	16370.5	16195.0	16641.6	16547.9	16484.7	16454.5	16424	16361	16267
ADANIPOINTS	383.35	NEUTRAL	381.6	383.0	385.0	386.6	382.4	379.5	378.2	377	374	370
ASIANPAINT	1,796.95	NEUTRAL	1785.5	1803.1	1788.3	1823.7	1805.8	1793.8	1788.0	1782	1770	1752
AXISBANK	735.25	UP	734.6	730.8	734.8	752.6	744.4	738.8	736.2	734	728	720
BAJAJ-AUTO	3,091.85	UP	3074.9	3088.2	3085.8	3122.4	3099.4	3083.8	3076.4	3069	3053	3030
BAJFINANCE	4,419.00	UP	4223.3	4200.2	4166.5	4420.8	4368.3	4332.9	4316.0	4299	4264	4211
BAJAJFINSV	9,894.25	UP	9650.2	9624.3	9487.2	9959.4	9860.9	9794.5	9762.8	9731	9665	9566
BPCL	479.05	UP	472.6	465.5	468.4	494.9	487.4	482.4	480.0	478	473	465
BHARTIARTL	490.25	NEUTRAL	508.8	505.3	482.0	506.5	498.6	493.3	490.8	488	483	475
INFRADEL	245.20	UP	242.2	237.6	241.8	253.5	247.5	243.4	241.4	239	235	229
BRITANNIA	3,214.20	UP	3175.0	3147.8	3095.4	3267.3	3232.5	3209.0	3197.7	3186	3163	3128
CIPLA	461.55	DOWN	462.9	470.0	471.7	472.1	467.6	464.6	463.1	462	459	454
COALINDIA	191.05	DOWN	191.7	197.2	202.3	194.8	192.5	190.9	190.1	189	188	185
DRREDDY	3,148.25	UP	3119.1	3075.0	2991.7	3221.2	3194.9	3177.2	3168.7	3160	3143	3116
EICHMOT	20,192.25	DOWN	20844.1	21057.1	20853.7	21295.8	20967.1	20745.5	20639.5	20533	20312	19983
GAIL	126.25	DOWN	127.7	127.4	126.8	129.3	127.8	126.7	126.2	126	125	123
GRASIM	802.30	NEUTRAL	811.0	791.7	773.1	827.1	816.3	809.1	805.6	802	795	784
HCLTECH	608.85	UP	604.3	597.7	591.3	613.8	609.5	606.6	605.2	604	601	596
HDFCBANK	1,235.85	NEUTRAL	1232.3	1246.8	1259.8	1252.1	1240.8	1233.2	1229.5	1226	1218	1207
HEROMOTOCO	2,486.35	UP	2461.9	2441.1	2414.0	2534.9	2506.2	2486.9	2477.6	2468	2449	2420
HINDALCO	197.75	DOWN	200.4	203.8	207.9	201.3	199.1	197.6	196.9	196	195	192
HINDUNILVR	2,074.20	UP	2065.4	2060.6	2007.6	2101.9	2084.6	2073.0	2067.4	2062	2050	2033
HDFC	2,404.25	DOWN	2422.2	2438.3	2443.4	2460.3	2439.1	2424.8	2417.9	2411	2397	2376
ICICIBANK	526.60	DOWN	530.7	531.2	533.2	539.9	533.6	529.4	527.4	525	521	515
ITC	236.65	NEUTRAL	235.6	237.7	237.9	237.9	235.8	234.4	233.7	233	232	230
IOC	118.30	DOWN	118.3	118.4	122.0	120.8	119.4	118.5	118.1	118	117	115
INDUSINDBK	1,258.25	DOWN	1286.4	1316.7	1401.7	1300.9	1278.7	1263.7	1256.5	1249	1234	1212
INFY	789.70	UP	782.6	774.9	759.9	808.2	796.0	787.8	783.9	780	772	759
JSWSTEEL	261.25	DOWN	263.6	267.3	270.6	265.7	262.0	259.5	258.3	257	255	251
KOTAKBANK	1,640.45	NEUTRAL	1626.7	1636.2	1653.1	1664.8	1649.0	1638.3	1633.3	1628	1618	1602
LT	1,365.70	UP	1350.5	1328.2	1325.8	1385.6	1370.9	1360.9	1356.2	1351	1341	1327
M&M	577.75	UP	572.6	567.3	554.8	588.9	582.0	577.4	575.1	573	568	561
MARUTI	7,010.30	DOWN	7086.3	7230.2	7240.9	7171.9	7087.7	7030.9	7003.7	6976	6920	6835
NTPC	113.20	DOWN	113.3	115.7	118.3	114.3	113.5	112.9	112.6	112	112	111
NESTLEIND	15,866.75	UP	15650.8	15529.5	15071.6	15922.4	15781.8	15687.1	15641.7	15596	15502	15361
ONGC	117.65	NEUTRAL	117.5	120.0	122.7	119.8	118.4	117.6	117.1	117	116	114
POWERGRID	192.40	DOWN	195.0	197.4	195.3	194.7	193.0	191.9	191.4	191	190	188
RELIANCE	1,479.85	DOWN	1501.3	1522.5	1526.5	1504.3	1490.0	1480.4	1475.8	1471	1462	1447
SBIN	316.45	DOWN	319.0	318.0	322.8	326.2	321.0	317.5	315.8	314	311	305
SUNPHARMA	450.10	UP	449.8	449.6	446.2	459.7	455.6	452.8	451.5	450	447	443
TCS	2,154.60	DOWN	2176.4	2188.8	2198.0	2209.9	2189.5	2175.8	2169.2	2163	2149	2128
TATAMOTORS	188.05	NEUTRAL	184.3	188.8	190.3	190.6	186.3	183.4	182.1	181	178	174
TATASTEEL	452.20	DOWN	464.9	475.6	480.8	462.5	455.8	451.4	449.2	447	443	436
TECHM	804.15	UP	789.2	784.3	781.4	811.0	805.1	801.1	799.2	797	793	787
TITAN	1,186.20	NEUTRAL	1205.4	1195.0	1176.8	1220.3	1205.4	1195.4	1190.6	1186	1176	1161
UPL	542.15	NEUTRAL	540.4	560.4	576.9	550.0	544.8	541.2	539.6	538	534	529
ULTRACEMCO	4,568.20	NEUTRAL	4604.7	4541.1	4444.2	4697.6	4643.0	4606.2	4588.6	4571	4534	4480
VEDL	142.20	DOWN	148.7	152.9	155.9	146.7	144.4	142.9	142.2	141	140	138
WIPRO	246.75	NEUTRAL	246.5	247.5	250.1	248.8	247.1	246.0	245.4	245	244	242
YESBANK	41.20	NEUTRAL	41.8	40.4	42.3	45.0	43.2	42.0	41.4	41	40	38
ZEEL	274.25	DOWN	277.2	280.2	275.1	288.8	281.1	275.9	273.4	271	266	258

Research Team Tel: 022 – 71148579

E-mail: research@inventuregrowth.comWebsite: [Inventuregrowth.com](http://www.inventuregrowth.com)

This Report is published by Inventure Growth & Securities Limited (hereinafter referred to as “IGSL”) for private circulation. IGSL is a registered Research Analyst under SEBI (Research Analyst) Regulations, 2014 having Registration no. INH000006129. IGSL is also a registered Stock Broker with National Stock Exchange of India Limited, BSE Limited and Metropolitan Stock Exchange of India Limited (MSE) in cash, F&O & currency derivatives segments. It is also registered as a Depository Participant with CDSL and is also registered with AMFI as a Mutual Fund Distributor

IGSL have not been debarred / suspended by SEBI for Retail & Institutional business or any other regulatory authority for accessing / dealing in securities Market other than PRO business. IGSL, its associates or analyst or his relatives may or may not hold any financial interest in the subject company. IGSL or its associates or Analyst do not have any conflict or material conflict of interest at the time of publication of the research report with the subject company. IGSL or its Affiliates may or may not have been beneficial ownership of one percent or more of the securities mentioned in this report. However, one or more of IGSL or its Affiliates may, from time to time, have a long or short position in any of the securities mentioned herein and may buy or sell those securities or options thereon, either on their own account.

IGSL or its associates / analyst has not received any compensation / managed or co-managed public offering of securities of the company covered by Analyst during the past twelve months. IGSL or its associates have not received any compensation or other benefits from the company covered by Analyst or third party in connection with the research report. Analyst has not served as an officer, director or employee of Subject Company and IGSL / analyst has not been engaged in market making activity of the subject company.

Analyst Certification: I/We, **Virat Jagad** the research analyst is the author of this report, hereby certify that the views expressed in this research report accurately reflects my/our personal views about the subject securities, issuers, products, sectors or industries. It is also certified that no part of the compensation of the analyst(s) was, is, or will be directly or indirectly related to the inclusion of specific recommendations or views in this research. The analyst(s) principally responsible for the preparation of this research report and has taken reasonable care to achieve and maintain independence and objectivity in making any recommendations.

Research Team	Profile	Email ID
Mr. Prashant Barwaliya	Head- Research	Prashant.b@inventuregrowth.com
Mr. Virat Jagad	Technical Analyst	virat.jagad@inventuregrowth.com
Ms. Jeni Rita	Fundamental Analyst	Jeni.rita@inventuregrowth.com
Ms. Darshita Shah	Fundamental Analyst	Darshita.shah@inventuregrowth.com

Created by:**IGSL - Research**

Inventure Growth & Securities Ltd, 201, Viraj Tower, Near Landmark Building,

Western Express Highway, Andheri (East), Mumbai -400 093

Tele: 91-22-71148500 , Fax: 91-22-40751511.

E-mail: Research@inventuregrowth.com , website : <http://www.inventuregrowth.com>**DISCLAIMER**

Inventure Growth and Securities Limited (hereinafter referred to as “IGSL”) is a registered Member of National Stock Exchange of India Limited, Bombay Stock Exchange Limited and Metropolitan Stock Exchange Limited. It is also registered as a Depository Participant with CDSL. It also has registration with AMFI as a Mutual Fund Distributor. Inventure Growth and Securities Limited is a registered entity with SEBI for Research Analyst in terms of SEBI (Research Analyst) Regulations, 2014 vide registration number INH000006129. IGSL has not been debarred/ suspended by SEBI or any other regulatory authority for accessing /dealing in securities Market. IGSL or its associates/ analyst has not received any compensation / managed or co-managed public offering of securities of the company covered by Analyst during the past twelve months.

This document is solely for the personal information of the recipient, and must not be singularly used as the basis of any investment decision. Nothing in this document should be construed as investment or financial advice. Each recipient of this document should make such investigations as they deem necessary to arrive at an independent evaluation of an investment in the securities of the companies referred to in this document (including the merits and risks involved), and should consult their own advisors to determine the merits and risks of such an investment. Reports based on technical and derivative analysis center on studying charts of a stock's price movement, outstanding positions and trading volume, as opposed to focusing on a company's fundamentals and, as such, may not match with a report on a company's fundamentals. Investors are advised to refer the Fundamental and Technical Research Reports available on our website to evaluate the contrary view, if any.

The information in this document has been printed on the basis of publicly available information, internal data and other reliable sources believed to be true, but we do not represent that it is accurate or complete and it should not be relied on as such, as this document is for general guidance only. Inventure Growth and Securities Limited or any of its affiliates/ group companies shall not be in any way responsible for any loss or damage that may arise to any person from any inadvertent error in the information contained in this report. Inventure Growth and Securities Limited has not independently verified all the information contained within this document. Accordingly, we cannot testify, nor make any representation or warranty, express or implied, to the accuracy, contents or data contained within this document. While Inventure Growth and Securities Limited endeavors to update on a reasonable basis the information discussed in this material, there may be regulatory, compliance, or other reasons that prevent us from doing so. This document is being supplied to you solely for your information, and its contents, information or data may not be reproduced, redistributed or passed on, directly or indirectly.

Neither Inventure Growth and Securities Limited , nor its directors, employees or affiliates shall be liable for any loss or damage that may arise from or in connection with the use of this information.