

Nifty Levels

Prev. Close	14,507.3
Trend	Neutral
Resistance 3	14,725
Resistance 2	14,642
Resistance 1	14,591
Support 1	14,423
Support 2	14,373
Support 3	14,290

Index Data

NIFTY	14,507.30 +1.27%
SENSEX	49008.50 +1.17%
BANKNIFTY	33318.20 +0.94%
INDIAVIX	20.65 -9.02%
10YR G-SEC	6.12% 0.00
USDINR	72.725 +0.16%

Indian shares rose sharply on Friday, mirroring firm global cues after U.S. President Joe Biden pledged to double his administration's vaccination rollout plan and the Federal Reserve reiterated that it will not raise interest rates until a nearly complete recovery from the pandemic's economic damage. Strong U.S. economic data released overnight also helped support hopes of economic recovery. Nifty index ended up 182.40 points, at 14,507.30 with gains seen across the board.

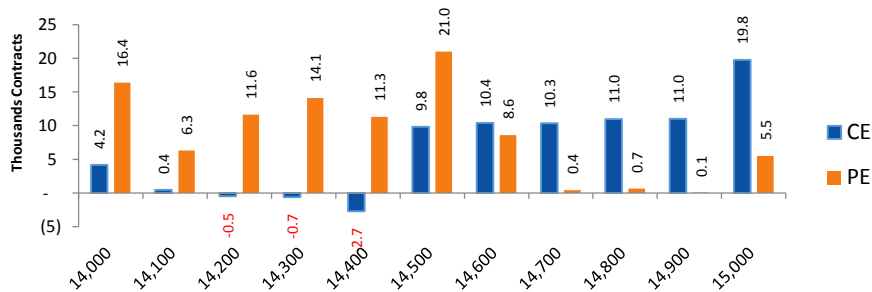
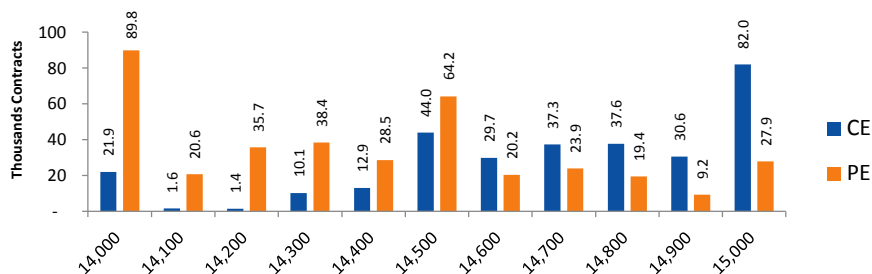
In previous session index drop steeply in first half but bulls manage to take charge in second half still it closed near its open. Which result in Doji pattern on the daily chart. Index is still stuck in broad range of 14250 to 15400 so we might see this range bound market in the future till it breach any of the mention levels.



Script	Prev. Close	News	News Impact	Technical Trend	Support	Resistance
JSW Steel Ltd.	445.20 1.64%	JSW acquires Bhushan Power & Steel; creditors get Rs19,350 crore, JSW Steel plans to achieve 45 million tonnes per annum capacity well before its target of 2030 as it marks its foray into the eastern region of the country with the acquisition of Bhushan Power and Steel Ltd (BPSL). (moneycontrol.com)	Positive	Bullish	434/427	460/475
Cochin Shipyard Ltd.	353.90 0.78%	Company is expected to operationalise a Rs.170 crore modern shipbuilding facility that it is building in West Bengal by June 2021. The state-owned company, under the administrative control of the Ministry of Ports, Shipping and Waterways, recently emerged as the lowest bidder for a Rs 10,000-crore contract by the Indian Navy to build next generation missile vessels. (livemint.com)	Positive	Consolidation	338	370/395
Coal India Ltd.	129.60 1.17%	World's largest miner Coal India is likely to post marginal contraction of its output for the year 2020-21 by 5-6 million tonne in 2020-21 as its production will be below the 600 million mark, India's coal import dropped 13.6 percent to 196.13 million tonne (MT) in the April-February period of the ongoing fiscal year. The country had imported 227.23 MT of coal in the year-ago period, according to a report by mjunction services. (business-standard.com)	Negative	Bearish	124.35	134.25

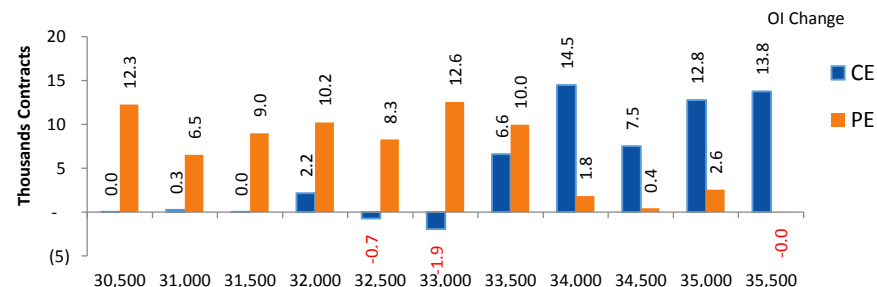
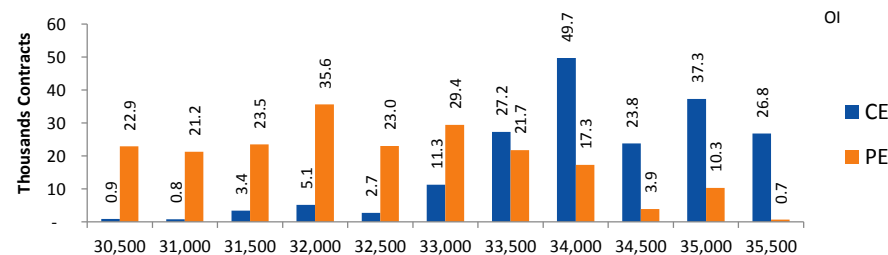
Index Option Data

Index	NIFTY	Change
Fut Closing	14608.5	1.2%
Prem /Disc	101.20	-9.45
OI Qty	1.03 Cr.	4.3%
Nifty PCR	1.07	
Highest OI	15000 CE	14000 PE



- NIFTY future was up 1.2% with increase in OI by 4.28%.
- Nifty Put OI addition was seen at 14500 followed by 14000 which can act as short term support
- Nifty Call OI addition was seen at 15000 followed by 14900. which can act as short term resistance

Index	BANKNIFTY	Change
Fut Closing	33584.7	0.8%
Prem/Disc	266.50	-37.45
OI Qty	0.3 Cr.	1.6%
Highest OI	34000 CE	32000 PE



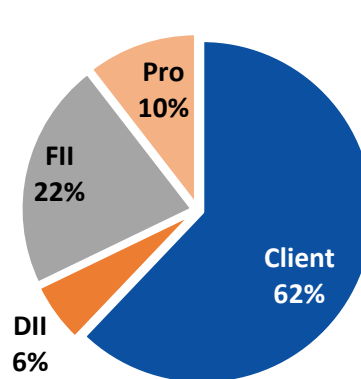
- Nifty Bank future was up 0.82% with increase in OI by 1.63%.
- Nifty Bank Put OI addition was seen at 33000 followed by 30500 which can act as short term support.
- Nifty Bank Call OI addition was seen at 34000 followed by 35500 which can act as short term resistance.

Participant wise OI Activity

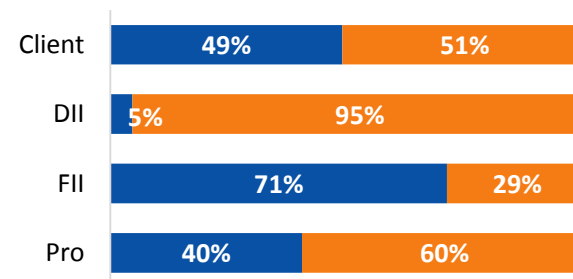
(Fig in '000 Contracts)

Participant Type	Index Fut Activity	Call Activity	Put Activity
Retail	-13.7	-41.9	14.6
DII	-1.3	0.0	0.0
FII	19.4	8.0	-13.8
Pro	-4.4	33.9	-0.8

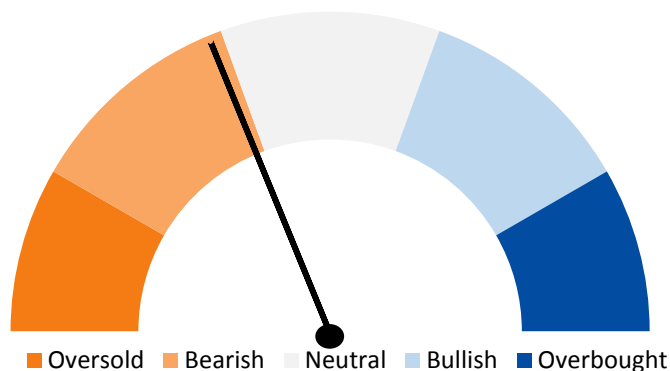
Index Future OI %



■ Future Index Long % ■ Future Index Short %

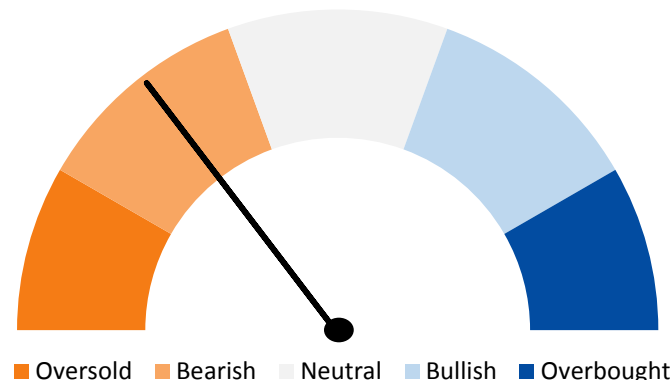


- FII added long Index future by 19.4k contracts and Client added short Index future by 13.7k contracts
- FII added Long calls by 8k contracts and added short puts by 13.8 k contracts
- Client added Short calls by 41.9k contracts and added long puts by 14.6 k contracts



Weekly Sentiment Meter

Price & OI Activity Study of All Derivative Scripts



Monthly Sentiment Meter

Price & OI Activity Study of All Derivative Scripts

Open Interest Gainers

Symbol	Trend	Future Price	Price Chng %	Fut OI Chng %
IDEA	Down	9.2	0.5%	37.1%
POWERGRID	Up	215.7	-1.2%	20.3%
LUPIN	Down	987.1	-1.1%	17.0%

Volume Gainers

Symbol	Trend	Future Price	Price Chng %	3 Day Vol Chng %
SAIL	Neutral	77.5	6.2%	170.8%
IDEA	Down	9.2	0.5%	123.2%
TATASTEEL	Neutral	770.75	5.7%	6.0%

Stocks Near Highest Call Open Interest

Symbol	Trend	Future Price	Highest Call OI	No of Contracts
HDFCBANK	Down	1501.65	1500	1906
TCS	Up	3091.3	3100	1877
DRREDDY	Down	4430.25	4400	1094

BAN Scripts

--

Open interest Losers

Symbol	Trend	Future Price	Price Chng %	Fut OI Chng %
DEEPAKNTR	Down	1570	1.7%	-6.7%
TVSMOTOR	Down	573.3	3.0%	-5.9%
ASHOKLEY	Down	114.65	3.6%	-5.3%

Highest Position Carry forward %

Symbol	Trend	Future Price	Price Chng %	O I Chng / Volume
IDEA	Down	9.2	0.5%	35.5%
COLPAL	Down	1531.85	0.6%	27.7%
MARICO	Down	404.8	1.1%	20.7%

Stocks Near Highest Put Open Interest

Symbol	Trend	Future Price	Highest Put OI	No of Contracts
SBIN	Down	360.35	360	1154
COALINDIA	Down	130.45	130	616
HINDPETRO	Down	231	230	578

Nifty 50 Stock Levels

Symbol	Close	Trend	5 Day SMA	10 Day SMA	20 Day SMA	R3	R2	R1	S1	S2	S3
NIFTY	14507.3	Neutral	14634.8	14720.7	14863.2	14724.9	14641.8	14591.3	14423.3	14372.8	14289.7
BANKNIFTY	33318.2	Down	33636.5	34086.5	34847.7	34031.2	33758.8	33593.4	33043.0	32877.6	32605.2
ADANIPTS	703.05	Down	714.3	707.6	720.4	720.6	713.9	709.8	696.3	692.2	685.5
ASIANPAINT	2505.15	Up	2444.7	2431.7	2413.7	2555.0	2536.0	2524.4	2485.9	2474.3	2455.3
AXISBANK	698.2	Down	712.4	722.5	732.9	720.7	712.1	706.9	689.5	684.3	675.7
BAJAJ-AUTO	3600.1	Down	3622.7	3638.7	3748.6	3674.6	3646.2	3628.9	3571.3	3554.0	3525.6
BAJAJFINSV	9467.45	Neutral	9339.2	9457.6	9723.3	9746.7	9640.1	9575.3	9359.6	9294.8	9188.2
BAJFINANCE	5183.05	Down	5292.2	5362.5	5400.7	5344.2	5282.7	5245.3	5120.8	5083.4	5021.9
BHARTIARTL	522.5	Down	524.6	526.6	532.1	534.7	530.0	527.2	517.8	515.0	510.3
BPCL	424.2	Down	428.9	434.1	446.6	435.6	431.3	428.6	419.8	417.1	412.8
BRITANNIA	3504.55	Up	3529.4	3498.2	3478.3	3573.2	3547.0	3531.1	3478.0	3462.1	3435.9
CIPLA	787.45	Down	785.3	782.7	794.8	803.7	797.5	793.7	781.2	777.4	771.2
COALINDIA	129.6	Down	132.7	137.2	143.1	132.4	131.3	130.7	128.5	127.9	126.8
DIVISLAB	3465.05	Down	3471.2	3422.5	3468.3	3535.7	3508.7	3492.3	3437.8	3421.4	3394.4
DRREDDY	4406	Down	4384.6	4363.5	4429.2	4489.3	4457.5	4438.1	4373.9	4354.5	4322.7
EICHERMOT	2560.5	Up	2645.0	2655.3	2628.5	2622.2	2598.6	2584.3	2536.7	2522.4	2498.8
GAIL	131.8	Down	133.0	135.4	140.8	135.1	133.9	133.1	130.5	129.7	128.5
GRASIM	1405.6	Up	1404.3	1398.4	1364.2	1439.8	1426.7	1418.8	1392.4	1384.5	1371.4
HCLTECH	958.55	Up	972.8	977.4	969.1	979.4	971.5	966.6	950.5	945.6	937.7
HDFC	2532.7	Neutral	2509.4	2518.8	2551.9	2594.2	2570.7	2556.5	2508.9	2494.7	2471.2
HDFCBANK	1491.35	Down	1487.1	1498.2	1526.0	1521.5	1510.0	1503.0	1479.7	1472.7	1461.2
HDFCLIFE	671.7	Down	678.5	686.7	704.9	687.8	681.6	677.9	665.5	661.8	655.6
HEROMOTOCO	2937.85	Down	3025.8	3112.9	3250.0	3006.6	2980.3	2964.4	2911.3	2895.4	2869.1
HINDALCO	327.15	Neutral	327.1	330.2	336.7	337.3	333.4	331.1	323.2	320.9	317.0
HINDUNILVR	2317.8	Up	2320.1	2283.5	2238.0	2358.1	2342.7	2333.4	2302.2	2292.9	2277.5
ICICIBANK	578.55	Down	577.8	585.3	601.3	595.0	588.7	584.9	572.2	568.4	562.1

Nifty 50 Stock Levels

Symbol	Close	Trend	5 Day SMA	10 Day SMA	20 Day SMA	R3	R2	R1	S1	S2	S3
INDUSINDBK	952.75	Down	969.4	995.6	1027.3	992.2	977.1	968.0	937.5	928.4	913.3
INFY	1336.2	Up	1359.2	1365.0	1347.6	1363.9	1353.3	1346.9	1325.5	1319.1	1308.5
IOC	90.9	Down	94.3	95.7	98.5	92.8	92.1	91.6	90.2	89.7	89.0
ITC	210.9	Neutral	218.2	215.8	212.3	215.1	213.5	212.5	209.3	208.3	206.7
JSWSTEEL	445.2	Up	443.6	436.6	424.5	457.1	452.5	449.8	440.6	437.9	433.3
KOTAKBANK	1771.1	Down	1799.4	1838.1	1868.0	1814.3	1797.8	1787.8	1754.4	1744.4	1727.9
LT	1398.25	Down	1394.5	1422.4	1458.7	1428.3	1416.8	1409.9	1386.6	1379.7	1368.2
M&M	799.4	Down	823.6	835.0	841.1	819.6	811.9	807.2	791.6	786.9	779.2
MARUTI	6784.5	Down	7009.5	7065.7	7122.2	6941.2	6881.4	6845.0	6724.0	6687.6	6627.8
NESTLEIND	16571.65	Down	16529.7	16564.2	16635.5	16868.3	16755.0	16686.2	16457.1	16388.3	16275.0
NTPC	104.2	Down	106.9	107.4	108.9	106.3	105.5	105.0	103.4	102.9	102.1
ONGC	102.4	Down	105.8	108.8	111.6	105.3	104.2	103.5	101.3	100.6	99.5
POWERGRID	214.6	Up	219.8	222.3	221.0	218.9	217.3	216.3	212.9	211.9	210.3
RELIANCE	1994.65	Down	2044.9	2061.6	2111.8	2041.3	2023.5	2012.7	1976.6	1965.8	1948.0
SBILIFE	873.95	Down	886.5	896.2	904.5	893.4	885.9	881.4	866.5	862.0	854.5
SBIN	357.2	Down	364.1	369.4	381.2	367.0	363.3	361.0	353.4	351.1	347.4
SHREECEM	28115.55	Down	27861.9	27524.7	27613.8	28739.7	28501.3	28356.5	27874.6	27729.8	27491.4
SUNPHARMA	587.2	Down	587.2	589.3	602.7	599.7	594.9	592.0	582.4	579.5	574.7
TATAMOTORS	296.4	Down	298.4	305.7	317.9	307.1	303.0	300.5	292.3	289.8	285.7
TATASTEEL	766.85	Neutral	737.7	730.2	733.8	788.6	780.3	775.3	758.4	753.4	745.1
TCS	3066.85	Up	3116.1	3101.0	3063.7	3123.9	3102.1	3088.9	3044.8	3031.6	3009.8
TECHM	991	Up	998.5	1006.6	990.4	1013.2	1004.7	999.6	982.4	977.3	968.8
TITAN	1505.85	Up	1487.7	1486.1	1476.5	1539.1	1526.4	1518.7	1493.0	1485.3	1472.6
ULTRACEMCO	6735.3	Down	6806.6	6703.8	6652.0	6882.1	6826.0	6792.0	6678.6	6644.6	6588.5
UPL	585.4	Down	613.2	615.2	612.0	602.7	596.1	592.1	578.7	574.7	568.1
WIPRO	403.9	Down	411.0	416.0	420.9	412.6	409.3	407.3	400.5	398.5	395.2

Research Disclaimer and Disclosure inter-alia as required under Securities and Exchange Board of India (Research Analysts) Regulations, 2014

Inventure Growth and Securities Limited (“IGSL”) is a registered Research Analyst Entity (hereinafter be referred as “IGSL RE”). “IGSL” is a registered stock broker or intermediary engaged in Stock Broking, Depository Participant and Mutual Fund Distributor. Registered member of National Stock Exchange of India Ltd (NSEIL), Bombay Stock Exchange Ltd (BSE), Metropolitan Stock Exchange of India Ltd (MSEI). IGSL is also a depository participant with Central Depository Services Ltd (CDSL)

This Research Report (hereinafter referred as “Report”) has been prepared by Inventure Growth & Securities Limited as a Research Entity (hereinafter referred as “IGSL RE” Limited. The Research Analysts, strategists are principally responsible for the preparation of “IGSL RE” research. The research analysts have received compensation based upon various factors, which may include quality of research, investor client feedback, stock picking, competitive factors and firm revenues etc.

Whilst IGSL has taken all reasonable steps to ensure that this information is correct, IGSL does not offer any warranty as to the accuracy or completeness of such information. Any person placing reliance on the report to undertake trading does so entirely at his or her own risk and IGSL does not accept any liability as a result. Securities and Derivatives markets may be subject to rapid and unexpected price movements and past performance is not necessarily an indication of future performance.

General Disclaimer: This ‘Report’ is strictly meant for use by the recipient and is not for circulation. This Report does not take into account particular investment objectives, financial situations or specific needs of individual clients nor does it constitute a personal recommendation. The recommendations, if any, made herein are expression of views and/or opinions and should not be deemed or construed to be neither advice for the purpose of purchase or sale of any security, derivatives or any other security through IGSL nor any solicitation or offering of any investment /trading opportunity on behalf of the issuer(s) of the respective security (ies) referred to herein. These information / opinions / views are not meant to serve as a professional investment guide for the readers. No action is solicited based upon the information provided herein. Recipients of this “Report” should rely on information/data arising out of their own Study/investigations. It is advised to seek independent professional advice and arrive at an informed trading/investment decision before executing any trades or making any investments. This ‘Report’ has been prepared on the basis of publicly available information, internally developed data and other sources believed by IGSL to be reliable. IGSL or its directors, employees, affiliates or representatives shall not be responsible for, or warrant for the accuracy, completeness, adequacy and reliability of such information / opinions / views. Though due care has been taken to ensure that the disclosures and opinions given are fair and reasonable, none of the directors, employees, affiliates or representatives of IGSL shall be liable for any direct, indirect, special, incidental, consequential, punitive or exemplary damages, including lost profits arising in any way whatsoever from the information / opinions / views contained in this Report.

The price and value of the investments referred to in this Report and the income from them may tend to go down as well as up, and investors may incur losses on any investments. Yester performance shall not be a guide for future performance. IGSL does not provide tax advice to its clients, and all investors are strongly advised to take advice of their tax advisers regarding taxation aspects of any potential investment. Opinions are based on the current scenario as of the date appearing on this ‘Report’ only. IGSL does not undertake to advise you as to any change of our views expressed in this “Report’ may differ on account of differences in research methodology, personal judgment and difference in time horizons for which recommendations are made. User should keep this risk in mind and not hold IGSL, its employees and associates responsible for any losses, damages of any type whatsoever.

Disclaimers in respect of jurisdiction: This report is not directed to, or intended for distribution to or use by, any person or entity who is a citizen or resident of or located in

any locality, state, country or other jurisdiction where such distribution, publication, availability or use would be contrary to law or regulation or which would subject “IGSL” to any registration or licensing requirement within such jurisdiction(s). No action has been or will be taken by “IGSL” in any jurisdiction (other than India), where any action for such purpose(s) is required. Accordingly, this ‘Report’ shall not be possessed, circulated and/or distributed in any such country or jurisdiction unless such action is in compliance with all applicable laws and regulations of such country or jurisdiction. “IGSL” requires such recipient to inform himself about and to observe any restrictions at his own expense, without any liability to “IGSL”. Any dispute arising out of this Report shall be subject to the exclusive jurisdiction of the Courts in Mumbai (India).

Statements on ownership and material conflicts of interest, compensation - IGSL and Associates reciprocates to the best of the knowledge and belief of IGSL/ its Associates/ research Analyst who is preparing this report.

Disclaimer and Disclosure



Disclosures of Interest (Additional):

- “IGSL”, its research Analyst(s), or its associates or relatives of the Research Analyst does not have any financial interest in the company(ies) covered in this report.
- “IGSL” its research Analyst, or its associates or relatives of the research analyst affiliates collectively do not hold more than 1% of the securities of the company (ies)covered in this report as of the end of the month immediately preceding the distribution of the research report.
- “IGSL”, its research analyst, his/her associate, his/her relative, do not have any other material conflict of interest at the time of publication of this research report.
- “IGSL”, its research analyst, and its associates have not received compensation for investment banking or merchant banking or brokerage services or for any other products or services from the company(ies) covered in this report, in the past twelve months.
- “IGSL”, its research analyst, or its associates have not managed or co-managed in the previous twelve months, a private or public offering of securities for the company (ies) covered in this report.
- “IGSL, or its associates have not received compensation or other benefits from the company(ies) covered in this report or from any third party, in connection with the research report.
- IGSL research analyst has not served as an Officer, Director, or employee of the company (ies) covered in the Research report.
- “IGSL”, its research analyst has not been engaged in market making activity for the company(ies) covered in the Research report.
- The details of IGSL, its research analyst and its associates pertaining to the companies covered in the Research report are given below

Sr. No.	Particulars	Yes / No
1.	Whether compensation has been received from the company(ies) covered in the Research report in the past 12 months for investment banking transaction by IGSL	No
2.	Whether Research Analyst, IGSL or its associates or relatives of the Research Analyst affiliates collectively hold more than 1% of the company(ies) covered in the Research report	No
3.	Whether compensation has been received by IGSL or its associates from the company(ies) covered in the Research report	No
4.	IGSL or its affiliates have managed or co-managed in the previous twelve months a private or public offering of securities for the company(ies) covered in the Research report	No
5.	IGSL, its research analyst, his associate, or its associates have received compensation for investment banking or merchant banking or brokerage services or for any other products or services from the company(ies) covered in the Research report, in the last twelve months	No

Copyright: The copyright in this research report belongs exclusively to IGSL. All rights are reserved. Any unauthorized use or disclosure is prohibited. No reprinting or reproduction, in whole or in part, is permitted without the IGSL’s prior consent, except that a recipient may reprint it for internal circulation only and only if it is reprinted in its entirety.

This “Report” is for distribution only under such circumstances as may be permitted by applicable law. This “Report” has no regard to the specific investment objectives, financial situation or particular needs of any specific recipient, even if sent only to a single recipient. This “Report” is not guaranteed to be a complete statement or summary of any securities, markets, reports or developments referred to in this research report. Neither IGSL nor any of its directors, officers, employees or agents shall have any liability, however arising, for any error, inaccuracy or incompleteness of fact or opinion in this “report” or lack of care in this report’s preparation or publication, or any losses or damages which may arise from the use of this research report.

Information barriers may be relied upon by IGSL, such as “Chinese Walls” to control the flow of information within the areas, units, divisions, groups, or affiliates of IGSL.

Investing in any non-U.S. securities or related financial instruments (including ADRs) discussed in this research report may present certain risks. The securities of non-U.S. issuers may not be registered with, or be subject to the regulations of, the U.S. Securities and Exchange Commission. Information on such non-U.S. securities or related financial instruments may be limited. Foreign companies may not be subject to audit and reporting standards and regulatory requirements comparable to those in effect within the United States. The value of any investment or income from any securities or related financial instruments discussed in this research report denominated in a currency other than U.S. dollars is subject to exchange rate fluctuations that may have a positive or adverse effect on the value of or income from such securities or related financial instruments.

Past performance is not necessarily a guide to future performance and no representation or warranty, express or implied, is made by IGSL with respect to future performance. Income from investments may fluctuate. The price or value of the investments to which this research report relates, either directly or indirectly, may fall or rise against the interest of investors. Any recommendation or opinion contained in this research report may become outdated as a consequence of changes in the environment in which the issuer of the securities under analysis operates, in addition to changes in the estimates and forecasts, assumptions and valuation methodology used herein.

No part of the content of this research report may be copied, forwarded or duplicated in any form or by any means without the prior written consent of IGSL and IGSL accepts no liability whatsoever for the actions of third parties in this respect.