Market Insight
04-August-2021

INVENTURE GROWTH & SECURITIES LTD.
Enhancing Fortunes. Enriching Lives.

Nifty Levels	
Prev. Close	16,130.75
Trend	Up
Resistance 3	16,340
Resistance 2	16,260
Resistance 1	16,212
Support 1	16,050
Support 2	16,001
Support 3	15,921

Index Data	
NIFTY	16,130.75 +1.55%
SENSEX	53,823.36 +1.65%
BANKNIFTY	35,207.45 +1.43%
INDIAVIX	13.7475 +7.36%
10YR G-SEC	6.200 +0.00%
USDINR	74.252 -0.14%

Indian shares rallied on Tuesday to reach record closing highs, with healthy macro-economic data as well as better-than-expected quarterly results boosting investor sentiment. Nifty index settled up by 245.60 points, or 1.55 percent, at a fresh high of 16,130.75.

Index open with the positive note in yesterdays session where bulls manage its charge through out the session and pushed nifty above its consolidation range with strong green candle. RSI also took breakout of the hurdle level which gives confirmation about the bullish momentum. We can expect further positivity in the market with the support level of 16000 mark.

News Buzz

Script		News Impact	Technical Trend
Dr. Reddy's Laboratories Ltd.	Dr Reddy's Laboratories Ltd announced the re-launch of over-the-counter (OTC) Naproxen Sodium Tablets USP, 220 mg, the store-brand equivalent of Aleve, in the US market, as approved by the US Food and Drug Administration (USFDA). Naproxen Sodium Tablets USP, 220 mg, had US retail sales of approximately USD 316 million as of July 2021, Dr Reddys said quoting market figures. **(business-standard.com)**	Positive	Bearish
Britannia Industries Ltd.	Food major Britannia Industries said it will gradually undertake price hike of its products to offset a sharp rise in cost, amid uncertainty arising out of the COVID-19 pandemic. The company, which is being cautiously optimistic, has infused Rs 130 crore in capacity building in the current fiscal, an official said. It is also eyeing at a greater revenue share from e-commerce which currently contributes two per cent. **(business-standard.com)**	Positive	Bullish
Indiamart Intermesh Ltd.	B2B e-commerce firm Indiamart Intermesh will acquire a 26.23 per cent stake in Agillos E-commerce for Rs 26 crore in an all-cash deal to boost its software as a service portfolio, according to a regulatory filing. The deal is expected to be closed before September 16, the filing said. **(economictimes.indiatimes.com)**	Positive	Consolidation
Trident Ltd.	Trident Ltd announced to make a foray into the laundry business through its 'Tri-Safe' washing powder. The company aims to become a pan-India brand and penetrate in the consumer market, said Trident in a statement. The company commenced commercial production of 'Tri-Safe' washing powder from Monday at its Budhni facility in Madhya Pradesh, with a current installed capacity of 10 MT per day, it added. **(economictimes.indiatimes.com)**	Positive	Bullish

Result on 04th August 2021: PNB Housing Finance Ltd., Titan Company Ltd., Godrej Consumer Products Ltd., Apollo Tyres Ltd., Bosch Ltd., Hindustan Petroleum Corporation Ltd., State Bank of India, Adani Green Energy Ltd., Chambal Fertilisers & Chemicals Ltd., Tasty Bites, Titan Ltd., etc.

INVENTURE GROWTH & SECURITIES LTD.
Enhancing Fortunes. Enriching Lives.

Bharti Airtel

Price ₹ **580** M.Cap ₹ **3,18,704** Cr

Particulars	Jun 2021	Mar 2021	Jun 2020
Sales	↑12% 26,854	25,747	23,939
Operating profit	12,980	12,332	10,408
Net profit	284	759	-15,933
EPS	₹ 0.52	₹ 1.38	₹ -29.21

Dabur India

Price **₹ 614** M.Cap **₹ 1,08,563 Cr**

Particulars	Jun 2021	Mar 2021	Jun 2020
Sales	↑32% 2,612	2,337	1,980
Operating profit	552	442	417
Net profit	437	378	342
EPS	↑28% ₹ 2.47	₹ 2.14	₹ 1.93

Godrej Properties

Price **₹ 1,660** M.Cap **₹ 46,138 Cr**

Particulars	Jun 2021	Mar 2021	Jun 2020
Sales	↑19% 86	433	72
Operating profit	-93	-222	-84
Net profit	17	-192	-19
EPS	₹ 0.61	₹ -6.89	₹ -0.76

Results

Adani Ports

Price **₹ 705** M.Cap **₹ 1,43,943 Cr**

Particulars	Jun 2021	Mar 2021	Jun 2020
Sales	↑99% 4,557	3,608	2,293
Operating profit	2,231	2,304	1,394
Net profit	1,307	1,288	758
EPS	↑72% ₹ 6.40	₹ 6.34	₹ 3.73

Alkyl Amines

Price **₹ 4,278** M.Cap **₹ 21,828 Cr**

Particulars	Jun 2021	Mar 2021	Jun 2020
Sales	↑60% 392	382	245
Operating profit	111	133	77
Net profit	79	93	53
EPS	↑49% ₹ 15.38	₹ 18.16	₹ 10.35

Kajaria Ceramics

Price **₹ 1,028** M.Cap **₹ 16,345 Cr**

Particulars	Jun 2021	Mar 2021	Jun 2020
Sales	↑102% 562	953	278
Operating profit	80	191	-8
Net profit	43	127	-27
EPS	↑259% ₹ 2.71	₹ 7.99	₹ -1.70

Results

NOCIL

Price **₹ 283** M.Cap **₹ 4,710 Cr**

Particulars	Jun 2021	Mar 2021	Jun 2020
Sales	↑223% 344	322	107
Operating profit	73	52	8
Net profit	47	37	12
EPS	↑296% ₹ 2.85	₹ 2.25	₹ 0.72

Inox Leisure

Price **₹ 316** M.Cap **₹ 3,862 Cr**

Particulars	Jun 2021	Mar 2021	Jun 2020
Sales	↑999% 22	90	0
Operating profit	-29	-14	33
Net profit	-122	-94	-74
EPS	₹ -10.00	₹ -8.32	₹ -7.16

Index Option Data

Index	NIFTY	Change
Fut Closing	16146.5	1.5%
Prem/Disc	15.75	-8.10
OI Qty	1.28 Cr.	11.8%
Nifty PCR	1.64	
Highest OI	16200 CE	15900 PE

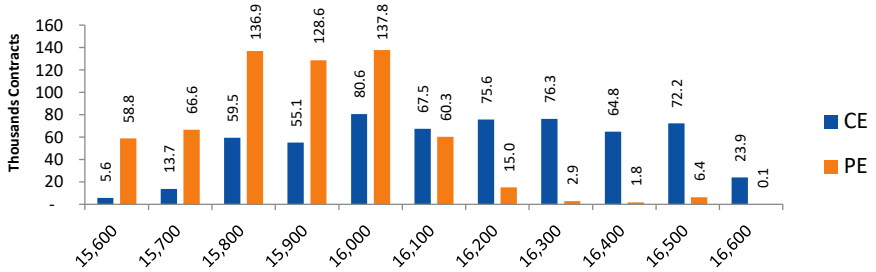

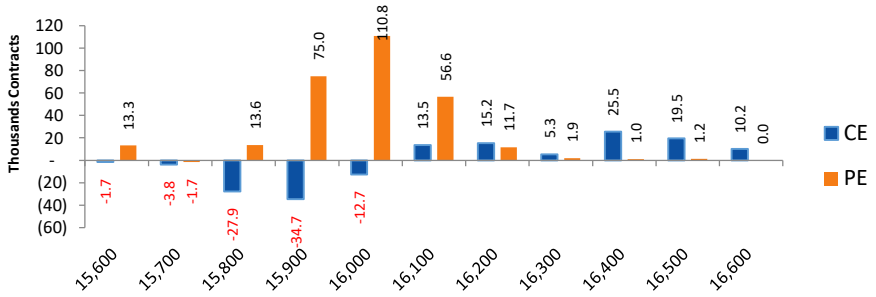

- NIFTY future was up 1.49% with increase in O I by 11.81%.
- Nifty Put O I addition was seen at 16000 followed by 15900 which can act as short term support
- Nifty Call O I addition was seen at 16400 followed by 16500. which can act as short term resistance

Index	BANKNIFTY	Change
Fut Closing	35296.7	1.4%
Prem/Disc	89.25	-26.60
OI Qty	0.18 Cr.	-15.3%
Highest OI	35000 CE	35000 PE

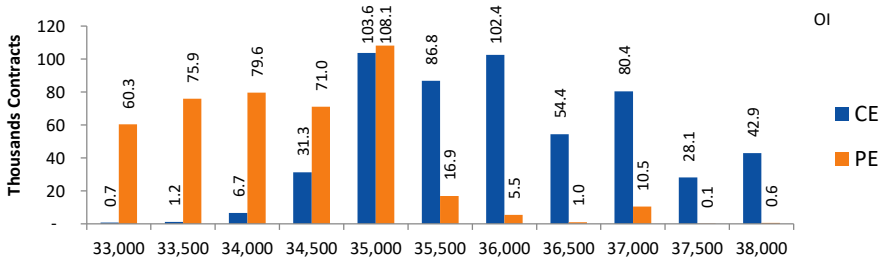

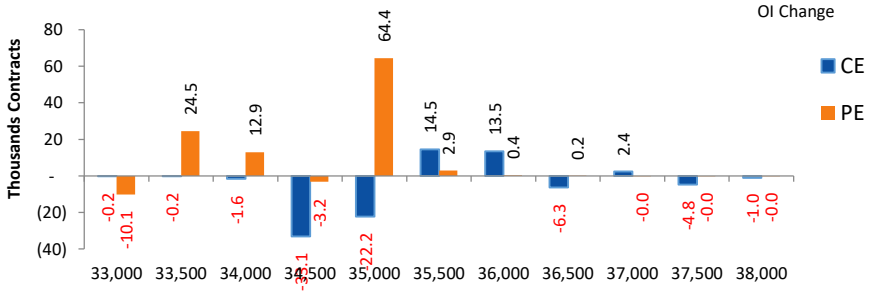

- Nifty Bank future was up 1.35% with decrease in O I by 15.31%.
- Nifty Bank Put O I addition was seen at 35000 followed by 33500 which can act as short term support.
- Nifty Bank Call O I reduction was seen at 35000 followed by 34500.

INVENTURE GROWTH & SECURITIES LTD. Enhancing Fortunes. Enriching Lives.

Participant wise OI Activity

(Fig in '000 Contracts)

Participant Type	Index Fut Activity	Call Activity	Put Activity
Retail	-5.0	-94.1	147.7
DII	-0.9	0.00	5.2
FII	31.2	51.70	10.2
Pro	-25.3	42.45	-163.1

- FII added long Index future by 31.2k contracts and Client added short Index future by 5k contracts
- FII added Long calls by 51.7k contracts and added long puts by 10.2 k contracts
- Client unwounded the long calls by 94.1k contracts and added long puts by 147.7 k contracts

Index Future OI %

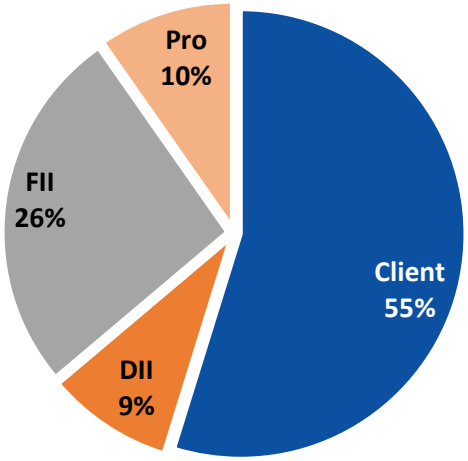

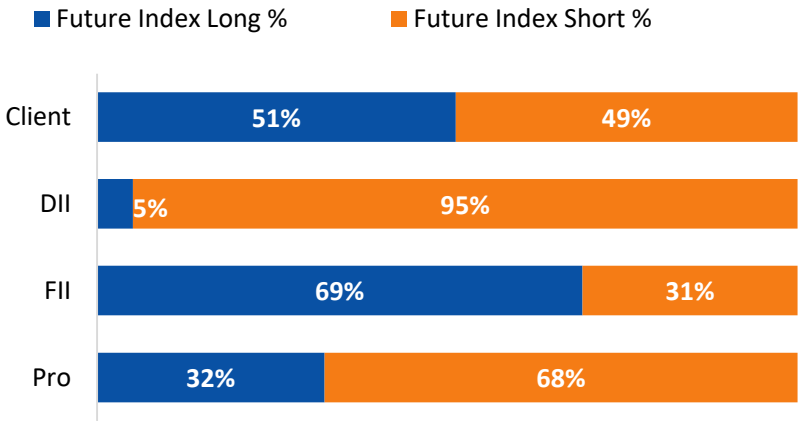

Derivative Activity

INVENTURE GROWTH & SECURITIES LTD. Enhancing Fortunes. Enriching Lives.

Open Interest Gainers

Symbol	Trend	Future Price	Price Chng %	Fut OI Chng %
UBL	Neutral	1463.55	1.1%	32.7%
GODREJPROP	Up	1648.3	-1.1%	29.5%
CUMMINSIND	Neutral	904.95	5.7%	20.8%

Volume Gainers

Symbol	Trend	Future Price	Price Chng %	3 Day Vol Chng %
DABUR	Neutral	616.5	2.4%	131.6%
IDEA	Down	7.45	-10.2%	109.7%
GODREJPROP	Up	1648.3	-1.1%	97.9%

Stocks Near Highest Call Open Interest

Symbol	Trend	Future Price	Highest Call OI	No of Contracts
NIFTY	Up	16146.5	16200	48623
RELIANCE	Down	2090.35	2100	13566
SBIN	Up	447.4	450	6631

BAN Scripts

SUNTV: 96%

Open interest Losers

Symbol	Trend	Future Price	Price Chng %	Fut OI Chng %
BANKNIFTY	Up	35296.7	1.4%	-15.3%
AXISBANK	Down	739.25	2.4%	-11.3%
HINDUNILVR	Down	2390.25	2.1%	-10.1%

Highest Position Carry forward %

Symbol	Trend	Future Price	Price Chng %	O I Chng / Volume
BOSCHLTD	Down	15308.3	-0.4%	30.6%
COLPAL	Down	1680.75	-0.3%	30.3%
EXIDEIND	Down	173.85	-1.2%	29.0%

Stocks Near Highest Put Open Interest

Symbol	Trend	Future Price	Highest Put OI	No of Contracts
TATASTEEL	Up	1413.35	1400	1466
M&MFIN	Down	150	150	733
HDFCLIFE	Down	676.55	680	608

Nifty 50 Stock Levels

INVENTURE GROWTH & SECURITIES LTD.
Enhancing Fortunes. Enriching Lives.

Symbol	Close	Trend	5 Day SMA	10 Day SMA	20 Day SMA	R3	R2	R1	S1	S2	S3
NIFTY	16130.75	Up	15869.6	15821.1	15824.2	16340.4	16260.3	16211.7	16049.8	16001.2	15921.1
BANKNIFTY	35207.45	Up	34837.5	34822.1	35214.5	35879.9	35623.0	35467.0	34947.9	34791.9	34535.0
ADANIPORTS	705.05	Down	681.6	680.1	694.0	724.2	716.9	712.4	697.7	693.2	685.9
ASIANPAINT	3027	Up	3001.9	3047.7	3030.7	3083.9	3062.2	3049.0	3005.0	2991.8	2970.1
AXISBANK	738.6	Down	723.3	735.5	749.4	759.0	751.2	746.5	730.7	726.0	718.2
BAJAJ-AUTO	3828.2	Down	3828.2	3839.8	3918.5	3898.6	3871.7	3855.4	3801.0	3784.7	3757.8
BAJAJFINSV	14294.45	Up	14268.5	13747.4	13228.0	14674.7	14529.4	14441.2	14147.7	14059.5	13914.2
BAJFINANCE	6331.75	Up	6296.6	6224.5	6191.2	6510.9	6442.5	6400.9	6262.6	6221.0	6152.6
BHARTIARTL	580.2	Up	569.2	555.1	544.1	592.3	587.7	584.9	575.5	572.7	568.1
BPCL	463.4	Up	455.2	456.4	455.5	474.0	470.0	467.5	459.3	456.8	452.8
BRITANNIA	3573.15	Up	3474.3	3462.1	3478.2	3634.3	3610.9	3596.7	3549.6	3535.4	3512.0
CIPLA	928.05	Down	906.7	926.0	948.2	945.4	938.8	934.7	921.4	917.3	910.7
COALINDIA	144.25	Down	143.9	143.8	145.5	147.2	146.1	145.4	143.1	142.4	141.3
DIVISLAB	5006.85	Up	4912.9	4874.5	4752.2	5098.0	5063.2	5042.0	4971.7	4950.5	4915.7
DRREDDY	4721.65	Down	4721.7	5005.8	5237.9	4810.4	4776.5	4755.9	4687.4	4666.8	4632.9
EICHERMOT	2649.25	Up	2563.4	2562.1	2623.1	2706.2	2684.5	2671.2	2627.3	2614.0	2592.3
GRASIM	1592.35	Up	1560.4	1558.0	1548.8	1626.3	1613.3	1605.4	1579.3	1571.4	1558.4
HCLTECH	1039.45	Up	1021.0	1002.8	993.5	1059.6	1051.9	1047.2	1031.7	1027.0	1019.3
HDFC	2554.65	Neutral	2463.7	2465.9	2493.4	2610.3	2589.1	2576.1	2533.2	2520.2	2499.0
HDFCBANK	1434.7	Down	1428.1	1436.7	1475.5	1461.4	1451.2	1445.0	1424.4	1418.2	1408.0
HDFCLIFE	673.8	Down	668.8	667.1	678.1	687.7	682.4	679.2	668.4	665.2	659.9
HEROMOTOCO	2819.1	Down	2785.2	2801.7	2838.6	2876.0	2854.3	2841.1	2797.1	2783.9	2762.2
HINDALCO	448.8	Up	441.3	419.3	406.6	462.0	457.0	453.9	443.7	440.6	435.6
HINDUNILVR	2386.85	Down	2354.5	2365.3	2405.2	2424.1	2409.9	2401.2	2372.5	2363.8	2349.6
ICICIBANK	690.4	Up	686.5	675.1	664.9	707.7	701.1	697.1	683.7	679.7	673.1
INDUSINDBK	1022	Up	993.4	989.1	1017.7	1058.4	1044.5	1036.0	1008.0	999.5	985.6

Nifty 50 Stock Levels

INVENTURE GROWTH & SECURITIES LTD.
Enhancing Fortunes. Enriching Lives.

Symbol	Close	Trend	5 Day SMA	10 Day SMA	20 Day SMA	R3	R2	R1	S1	S2	S3
INFY	1655.2	Up	1625.5	1606.1	1585.1	1684.8	1673.5	1666.6	1643.8	1636.9	1625.6
IOC	106.15	Down	103.7	104.6	106.0	108.2	107.4	106.9	105.4	104.9	104.1
ITC	209.9	Down	208.0	208.8	206.8	213.5	212.1	211.3	208.5	207.7	206.3
JSWSTEEL	740.3	Up	740.6	724.4	708.9	759.6	752.2	747.8	732.8	728.4	721.0
KOTAKBANK	1685.65	Down	1661.8	1687.8	1716.2	1721.6	1707.8	1699.5	1671.8	1663.5	1649.7
LT	1634.3	Up	1611.4	1603.1	1565.8	1666.0	1653.9	1646.5	1622.1	1614.7	1602.6
M&M	770.85	Neutral	747.8	752.5	763.4	788.5	781.8	777.7	764.0	759.9	753.2
MARUTI	7199.25	Down	7062.6	7157.9	7282.3	7345.4	7289.6	7255.7	7142.8	7108.9	7053.1
NESTLEIND	18284.25	Up	17930.7	17983.8	17823.5	18573.1	18462.8	18395.8	18172.7	18105.7	17995.4
NTPC	117.65	Down	117.6	118.3	118.7	119.8	119.0	118.5	116.8	116.3	115.5
ONGC	117.9	Down	115.8	115.3	116.9	120.9	119.7	119.0	116.8	116.1	114.9
POWERGRID	174.45	Down	182.4	207.3	219.3	177.7	176.5	175.7	173.2	172.4	171.2
RELIANCE	2087.75	Down	2061.2	2076.1	2088.5	2130.5	2114.2	2104.3	2071.2	2061.3	2045.0
SBILIFE	1131.7	Up	1123.3	1089.5	1063.8	1154.0	1145.5	1140.3	1123.1	1117.9	1109.4
SBIN	446.5	Up	436.9	431.2	430.7	457.5	453.3	450.7	442.3	439.7	435.5
SHREECEM	29203.7	Up	28451.6	28237.1	28124.5	29796.5	29570.1	29432.5	28974.9	28837.3	28610.9
SUNPHARMA	794.8	Up	746.3	718.4	699.8	810.9	804.7	801.0	788.6	784.9	778.7
TATACONSUM	767.65	Down	760.2	765.2	767.3	783.8	777.7	773.9	761.4	757.6	751.5
TATAMOTORS	303.7	Down	295.3	296.3	303.2	313.5	309.8	307.5	299.9	297.6	293.9
TATASTEEL	1407.2	Up	1418.4	1351.3	1293.0	1445.8	1431.0	1422.1	1392.3	1383.4	1368.6
TCS	3284.85	Up	3221.9	3214.8	3219.9	3338.7	3318.1	3305.6	3264.1	3251.6	3231.0
TECHM	1226.25	Up	1181.6	1145.7	1094.5	1251.4	1241.8	1236.0	1216.5	1210.7	1201.1
TITAN	1840.2	Up	1763.4	1736.1	1728.0	1877.7	1863.4	1854.7	1825.7	1817.0	1802.7
ULTRACEMCO	7843.45	Up	7695.3	7606.3	7344.3	7998.0	7938.9	7903.1	7783.8	7748.0	7688.9
UPL	790.55	Down	806.0	812.8	816.5	811.8	803.7	798.8	782.3	777.4	769.3
WIPRO	599.4	Neutral	593.7	590.3	569.2	611.7	607.0	604.2	594.6	591.8	587.1

Disclaimer and Disclosure

INVENTURE
GROWTH & SECURITIES LTD.
Enhancing Fortunes. Enriching Lives.

Research Disclaimer and Disclosure inter-alia as required under Securities and Exchange Board of India (Research Analysts) Regulations, 2014

Inventure Growth and Securities Limited ("IGSL") is a registered Research Analyst Entity (hereinafter be referred as "IGSL RE"). "IGSL" is a registered stock broker or intermediary engaged in Stock Broking, Depository Participant and Mutual Fund Distributor. Registered member of National Stock Exchange of India Ltd (NSEIL), Bombay Stock Exchange Ltd (BSE), Metropolitan Stock Exchange of India Ltd (MSEI). IGSL is also a depository participant with Central Depository Services Ltd (CDSL)

This Research Report (hereinafter referred as "Report") has been prepared by Inventure Growth & Securities Limited as a Research Entity (hereinafter referred as "IGSL RE" Limited. The Research Analysts, strategists are principally responsible for the preparation of "IGSL RE" research. The research analysts have received compensation based upon various factors, which may include quality of research, investor client feedback, stock picking, competitive factors and firm revenues etc.

Whilst IGSL has taken all reasonable steps to ensure that this information is correct, IGSL does not offer any warranty as to the accuracy or completeness of such information. Any person placing reliance on the report to undertake trading does so entirely at his or her own risk and IGSL does not accept any liability as a result. Securities and Derivatives markets may be subject to rapid and unexpected price movements and past performance is not necessarily an indication of future performance.

General Disclaimer: This 'Report' is strictly meant for use by the recipient and is not for circulation. This Report does not take into account particular investment objectives, financial situations or specific needs of individual clients nor does it constitute a personal recommendation. The recommendations, if any, made herein are expression of views and/or opinions and should not be deemed or construed to be neither advice for the purpose of purchase or sale of any security, derivatives or any other security through IGSL nor any solicitation or offering of any investment /trading opportunity on behalf of the issuer(s) of the respective security (ies) referred to herein. These information / opinions / views are not meant to serve as a professional investment guide for the readers. No action is solicited based upon the information provided herein. Recipients of this "Report" should rely on information/data arising out of their own Study/investigations. It is advised to seek independent professional advice and arrive at an informed trading/investment decision before executing any trades or making any investments. This 'Report' has been prepared on the basis of publicly available information, internally developed data and other sources believed by IGSL to be reliable. IGSL or its directors, employees, affiliates or representatives shall not be responsible for, or warrant for the accuracy, completeness, adequacy and reliability of such information / opinions / views. Though due care has been taken to ensure that the disclosures and opinions given are fair and reasonable, none of the directors, employees, affiliates or representatives of IGSL shall be liable for any direct, indirect, special, incidental, consequential, punitive or exemplary damages, including lost profits arising in any way whatsoever from the information / opinions / views contained in this Report.

The price and value of the investments referred to in this Report and the income from them may tend to go down as well as up, and investors may incur losses on any investments. Yester performance shall not be a guide for future performance. IGSL does not provide tax advice to its clients, and all investors are strongly advised to take advice of their tax advisers regarding taxation aspects of any potential investment. Opinions are based on the current scenario as of the date appearing on this 'Report' only. IGSL does not undertake to advise you as to any change of our views expressed in this "Report' may differ on account of differences in research methodology, personal judgment and difference in time horizons for which recommendations are made. User should keep this risk in mind and not hold IGSL, its employees and associates responsible for any losses, damages of any type whatsoever.

Disclaimers in respect of jurisdiction: This report is not directed to, or intended for distribution to or use by, any person or entity who is a citizen or resident of or located in

any locality, state, country or other jurisdiction where such distribution, publication, availability or use would be contrary to law or regulation or which would subject "IGSL" to any registration or licensing requirement within such jurisdiction(s). No action has been or will be taken by "IGSL" in any jurisdiction (other than India), where any action for such purpose(s) is required. Accordingly, this 'Report' shall not be possessed, circulated and/or distributed in any such country or jurisdiction unless such action is in compliance with all applicable laws and regulations of such country or jurisdiction. "IGSL" requires such recipient to inform himself about and to observe any restrictions at his own expense, without any liability to "IGSL". Any dispute arising out of this Report shall be subject to the exclusive jurisdiction of the Courts in Mumbai (India).

Statements on ownership and material conflicts of interest, compensation - IGSL and Associates reciprocates to the best of the knowledge and belief of IGSL/ its Associates/ research Analyst who is preparing this report.

Disclaimer and Disclosure

INVENTURE GROWTH & SECURITIES LTD.
Enhancing Fortunes. Enriching Lives.

Disclosures of Interest (Additional):

- "IGSL", its research Analyst(s), or its associates or relatives of the Research Analyst does not have any financial interest in the company(ies) covered in this report.
- "IGSL" its research Analyst, or its associates or relatives of the research analyst affiliates collectively do not hold more than 1% of the securities of the company (ies)covered in this report as of the end of the month immediately preceding the distribution of the research report.
- "IGSL", its research analyst, his/her associate, his/her relative, do not have any other material conflict of interest at the time of publication of this research report.
- "IGSL", its research analyst, and its associates have not received compensation for investment banking or merchant banking or brokerage services or for any other products or services from the company(ies) covered in this report, in the past twelve months.
- "IGSL", its research analyst, or its associates have not managed or co-managed in the previous twelve months, a private or public offering of securities for the company (ies) covered in this report.
- "IGSL, or its associates have not received compensation or other benefits from the company(ies) covered in this report or from any third party, in connection with the research report.
- IGSL research analyst has not served as an Officer, Director, or employee of the company (ies) covered in the Research report.
- "IGSL", its research analyst has not been engaged in market making activity for the company(ies) covered in the Research report.
- The details of IGSL, its research analyst and its associates pertaining to the companies covered in the Research report are given below

Sr. No.	Particulars	Yes / No
1.	Whether compensation has been received from the company(ies) covered in the Research report in the past 12 months for investment banking transaction by IGSL	No
2.	Whether Research Analyst, IGSL or its associates or relatives of the Research Analyst affiliates collectively hold more than 1% of the company(ies) covered in the Research report	No
3.	Whether compensation has been received by IGSL or its associates from the company(ies) covered in the Research report	No
4.	IGSL or its affiliates have managed or co-managed in the previous twelve months a private or public offering of securities for the company(ies) covered in the Research report	No
5.	IGSL, its research analyst, his associate, or its associates have received compensation for investment banking or merchant banking or brokerage services or for any other products or services from the company(ies) covered in the Research report, in the last twelve months	No

Copyright: The copyright in this research report belongs exclusively to IGSL. All rights are reserved. Any unauthorized use or disclosure is prohibited. No reprinting or reproduction, in whole or in part, is permitted without the IGSL's prior consent, except that a recipient may reprint it for internal circulation only and only if it is reprinted in its entirety.

This "Report" is for distribution only under such circumstances as may be permitted by applicable law. This "Report" has no regard to the specific investment objectives, financial situation or particular needs of any specific recipient, even if sent only to a single recipient. This "Report" is not guaranteed to be a complete statement or summary of any securities, markets, reports or developments referred to in this research report. Neither IGSL nor any of its directors, officers, employees or agents shall have any liability, however arising, for any error, inaccuracy or incompleteness of fact or opinion in this "report" or lack of care in this report's preparation or publication, or any losses or damages which may arise from the use of this research report.

Information barriers may be relied upon buy IGSL, such as "Chinese Walls" to control the flow of information within the areas, units, divisions, groups, or affiliates of IGSL.

Investing in any non-U.S. securities or related financial instruments (including ADRs) discussed in this research report may present certain risks. The securities of non-U.S. issuers may not be registered with, or be subject to the regulations of, the U.S. Securities and Exchange Commission. Information on such non-U.S. securities or related financial instruments may be limited. Foreign companies may not be subject to audit and reporting standards and regulatory requirements comparable to those in effect within the United States. The value of any investment or income from any securities or related financial instruments discussed in this research report denominated in a currency other than U.S. dollars is subject to exchange rate fluctuations that may have a positive or adverse effect on the value of or income from such securities or related financial instruments.

Past performance is not necessarily a guide to future performance and no representation or warranty, express or implied, is made by IGSL with respect to future performance. Income from investments may fluctuate. The price or value of the investments to which this research report relates, either directly or indirectly, may fall or rise against the interest of investors. Any recommendation or opinion contained in this research report may become outdated as a consequence of changes in the environment in which the issuer of the securities under analysis operates, in addition to changes in the estimates and forecasts, assumptions and valuation methodology used herein.

No part of the content of this research report may be copied, forwarded or duplicated in any form or by any means without the prior written consent of IGSL and IGSL accepts no liability whatsoever for the actions of third parties in this respect.