Market Insight
07-June-2021

INVENTURE GROWTH & SECURITIES LTD.
Enhancing Fortunes. Enriching Lives.

Nifty Levels	
Prev. Close	15,670.25
Trend	Up
Resistance 3	15,893
Resistance 2	15,808
Resistance 1	15,756
Support 1	15,584
Support 2	15,533
Support 3	15,448

Index Data	
NIFTY	15,670.25 -0.13%
SENSEX	52,100.05 -0.25%
BANKNIFTY	35,291.65 -1.00%
INDIAVIX	15.9400 +1.24%
10YR G-SEC	6.028 0.00%
USDINR	72.870 -0.23%

Indian shares ended lower on Friday as the Reserve Bank of India (RBI) kept its key interest rates unchanged, assured ample liquidity and pledged to continue with its accommodative stance as long as necessary, as widely expected. Rate-sensitive banks and financials succumbed to selling pressure as the central bank lowered its estimate for economic growth to 9.5 percent for 2021-2022 from earlier projection of 10.5 percent, citing the impact of the second COVID-19 wave. The growth forecast for Q2 has also been cut to 7.9 percent versus 8.3 percent forecast earlier. Nifty index ended down 20.10 points at 15,670.25.

Nifty index formed a small bearish candle on the daily chart with a long lower wick, suggesting the intraday decline was bought into. The short-term momentum looks bullish we may see index moving up to the levels around 15,850-16,000 if nifty manage to close above 15700, while key support can be seen near 15430.

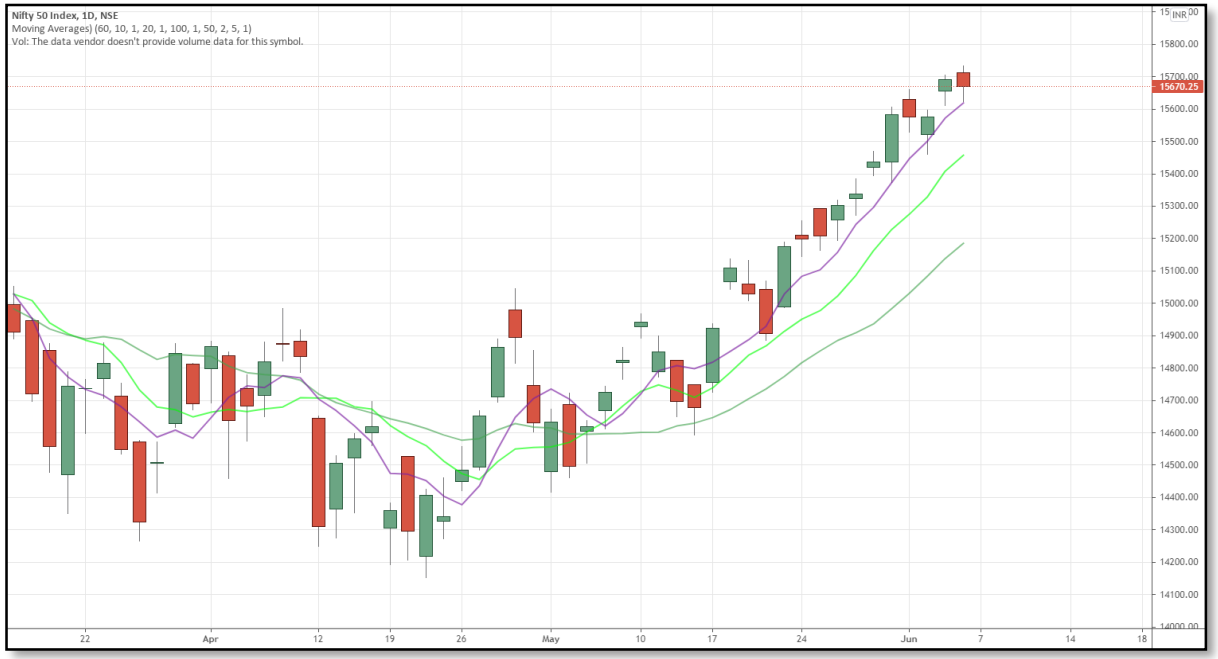

News Buzz

Script		News Impact	Technical Trend
Bajaj Finance Ltd.	Bajaj Finance Ltd. said it's likely to witness higher gross and net non-performing assets in the first six months of the ongoing financial year amid disruptions by the second wave of the Covid-19 pandemic. he company expected its gross NPA to range between 1.4% and 1.7%, and net NPA within 0.4-0.7%, in the long term. **(bloombergquint.com)**	Negative	Bullish
Power Grid Corporation of India Ltd.	Power Grid Corporation of India acquired Fatehgarh Bhadla Transco (FBTL) and Sikar New Transmission Limited (SNTL), the project SPVs to establish transmission system strengthening for evacuation of power from solar energy zones in Rajasthan (8.1 GW) on build, own, operate and maintain (BOOM) basis from the bid process coordinator – REC Power Distribution Company. **(business-standard.com)**	Positive	Bearish
RBL Bank Ltd.	The Reserve Bank of India (RBI) approved the re-appointment of Vishwavir Ahuja as the Managing Director & CEO of the RBL bank, for further period of one year, with effect from June 30, 2021.**(moneycontrol.com)**	Positive	Bullish
Welspun Corp Ltd.	American Petroleum Institute, USA has granted license to the Welspun Corp, to manufacture SAWH pipes as per API Specification 5L & to apply API monogram on the pipes from company's Madhya Pradesh facility. **(moneycontrol.com)**	Positive	Bullish

Result on 07th June 2021: Union Bank of India , The New India Assurance Company Ltd., MRF Ltd., Faurchem Organics Ltd. Jubilant Ingrevia Ltd., etc.

Index Option Data

Index	NIFTY	Change
Fut Closing	15700.85	-0.1%
Prem /Disc	30.60	8.55
OI Qty	1.15 Cr.	0.6%
Nifty PCR	1.24	
Highest OI	15700 CE	15000 PE

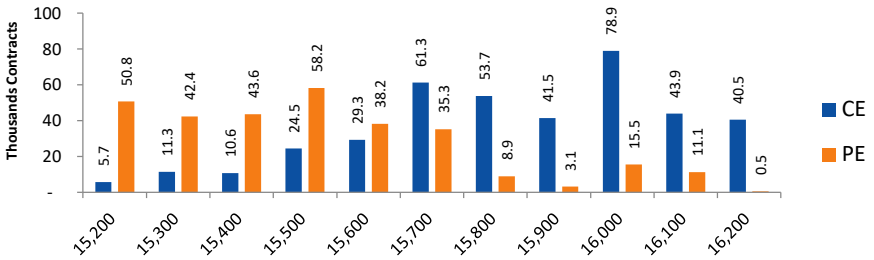

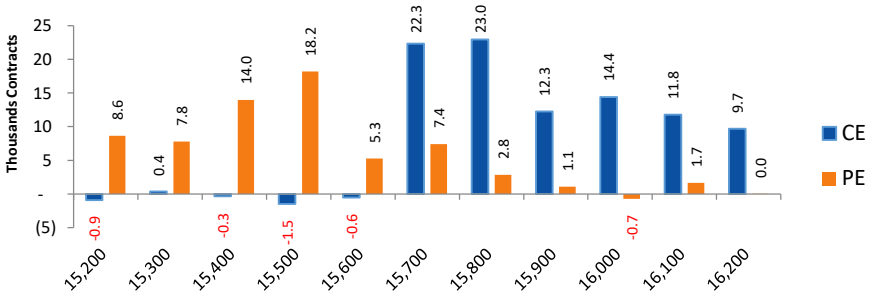

- NIFTY future was Down 0.07% with increase in O I by 0.58%.
- Nifty Put O I addition was seen at 15500 followed by 15400 which can act as short term support
- Nifty Call O I addition was seen at 15800 followed by 15700. which can act as short term resistance

Index	BANKNIFTY	Change
Fut Closing	35508.5	-0.8%
Prem/Disc	216.85	83.90
OI Qty	0.19 Cr.	7.8%
Highest OI	35500 CE	35500 PE

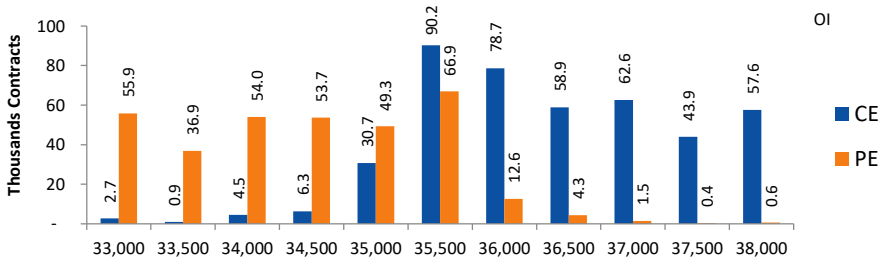

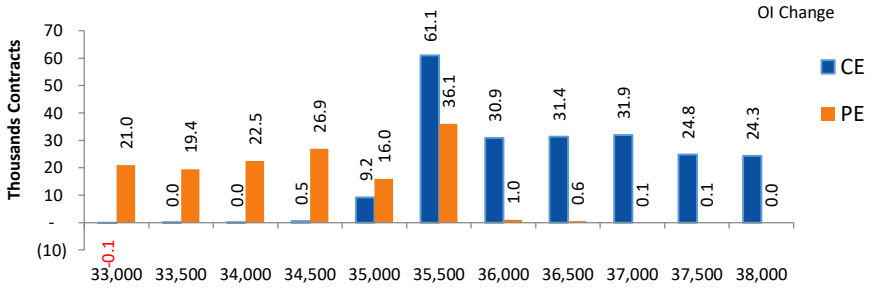

- Nifty Bank future was Down 0.76% with increase in O I by 7.79%.
- Nifty Bank Put O I addition was seen at 35500 followed by 34500 which can act as short term support.
- Nifty Bank Call O I addition was seen at 35500 followed by 37000 which can act as short term resistance.

Derivative Activity

Participant wise OI Activity

(Fig in '000 Contracts)

Participant Type	Index Fut Activity	Call Activity	Put Activity
Retail	1.2	41.8	-70.0
DII	-0.1	0.00	3.5
FII	-5.9	-4.43	30.9
Pro	4.8	-37.36	35.6

- FII added short Index future by 5.9k contracts and Client added long Index future by 1.2k contracts
- FII added Short calls by 4.4k contracts and added long puts by 30.9 k contracts
- Client added Long calls by 41.8k contracts and added short puts by 70 k contracts

Index Future OI %

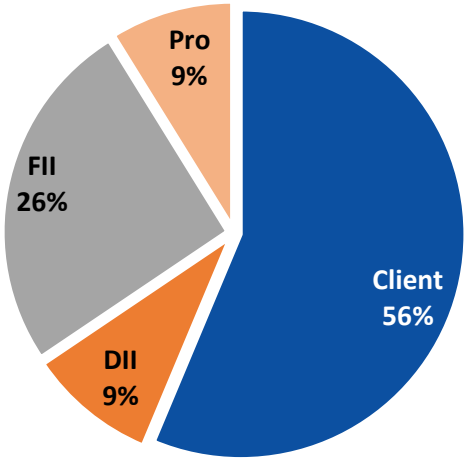

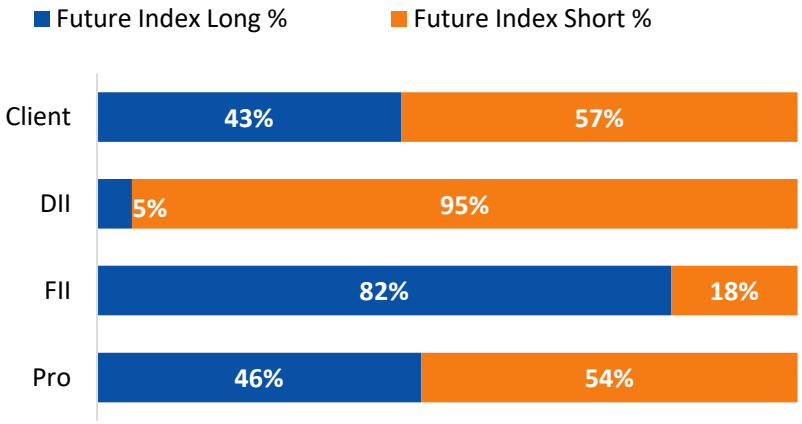

Derivative Activity

INVENTURE GROWTH & SECURITIES LTD.
Enhancing Fortunes. Enriching Lives.

Open Interest Gainers

Symbol	Trend	Future Price	Price Chng %	Fut OI Chng %
IBULHSGFIN	Up	262.9	14.3%	42.1%
BHARATFORG	Up	754.6	7.9%	23.4%
UBL	Up	1344.05	5.8%	22.7%

Volume Gainers

Symbol	Trend	Future Price	Price Chng %	3 Day Vol Chng %
BHARATFORG	Up	754.6	7.9%	133.3%
UBL	Up	1344.05	5.8%	126.9%
IBULHSGFIN	Up	262.9	14.3%	123.9%

Stocks Near Highest Call Open Interest

Symbol	Trend	Future Price	Highest Call OI	No of Contracts
BANKNIFTY	Neutral	35508.5	35500	60881
NIFTY	Up	15700.85	15700	46020
RELIANCE	Up	2195.15	2200	18883

BAN Scripts

IBULHSGFIN: 109%, PNB: 91%, SAIL: 92%, SUNTV: 92%

Open interest Losers

Symbol	Trend	Future Price	Price Chng %	Fut OI Chng %
MARICO	Up	489.35	-1.6%	-14.0%
LTI	Up	3865.3	0.4%	-8.4%
DABUR	Up	545	0.5%	-7.5%

Highest Position Carry forward %

Symbol	Trend	Future Price	Price Chng %	O I Chng / Volume
IGL	Up	527.15	-0.4%	26.5%
LTTS	Up	2737.95	0.9%	24.1%
HINDUNILVR	Down	2336.35	-0.8%	23.3%

Stocks Near Highest Put Open Interest

Symbol	Trend	Future Price	Highest Put OI	No of Contracts
BHARTIARTL	Down	534.15	530	2016
MOTHERSUMI	Up	252.65	250	675
CANBK	Up	161.95	160	359

Nifty 50 Stock Levels

INVENTURE GROWTH & SECURITIES LTD.
Enhancing Fortunes. Enriching Lives.

Symbol	Close	Trend	5 Day SMA	10 Day SMA	20 Day SMA	R3	R2	R1	S1	S2	S3
NIFTY	15670.25	Up	15646	15481	15213	15893	15808	15756	15584	15533	15448
BANKNIFTY	35291.65	Neutral	35574	35298	34333	36022	35743	35574	35010	34840	34561
ADANIPORTS	833.85	Up	811.6	789.2	777.2	855.6	847.3	842.3	825.4	820.4	812.1
ASIANPAINT	2924.85	Up	2931.5	2921.8	2817.6	2982.8	2960.6	2947.2	2902.5	2889.1	2866.9
AXISBANK	742.05	Up	748.1	745.0	728.3	764.3	755.8	750.6	733.5	728.3	719.8
BAJAJ-AUTO	4250.05	Up	4271.5	4232.4	4099.5	4334.6	4302.3	4282.7	4217.4	4197.8	4165.5
BAJAJFINSV	12155.5	Up	11928.7	11783.2	11524.9	12498.3	12367.3	12287.8	12023.2	11943.7	11812.7
BAJFINANCE	5993.45	Up	5844.5	5759.6	5643.9	6174.5	6105.3	6063.3	5923.6	5881.6	5812.4
BHARTIARTL	532.7	Down	534.6	530.4	540.9	544.4	539.9	537.2	528.2	525.5	521.0
BPCL	478.25	Up	476.3	474.7	463.4	490.2	485.6	482.9	473.6	470.9	466.3
BRITANNIA	3489.3	Up	3481.4	3449.8	3451.3	3553.9	3529.2	3514.2	3464.4	3449.4	3424.7
CIPLA	946.4	Up	953.4	946.4	924.4	965.1	958.0	953.6	939.2	934.8	927.7
COALINDIA	153.1	Up	150.1	148.6	148.6	156.4	155.2	154.4	151.8	151.0	149.8
DIVISLAB	4261.55	Up	4236.6	4174.8	4123.0	4343.4	4312.1	4293.1	4230.0	4211.0	4179.7
DRREDDY	5254.95	Up	5318.1	5300.2	5284.1	5351.6	5314.7	5292.3	5217.6	5195.2	5158.3
EICHERMOT	2744.4	Up	2714.1	2666.9	2581.9	2808.3	2783.9	2769.1	2719.7	2704.9	2680.5
GRASIM	1503.25	Up	1470.5	1441.6	1425.7	1538.0	1524.7	1516.7	1489.8	1481.8	1468.5
HCLTECH	936.55	Up	947.2	945.4	933.8	955.7	948.4	944.0	929.1	924.7	917.4
HDFC	2619.05	Up	2587.6	2561.4	2522.7	2680.6	2657.1	2642.8	2595.3	2581.0	2557.5
HDFCBANK	1500.95	Up	1513.6	1503.9	1469.4	1531.0	1519.5	1512.5	1489.4	1482.4	1470.9
HDFCLIFE	680.9	Up	676.6	671.3	672.1	696.0	690.2	686.7	675.1	671.6	665.8
HEROMOTOCO	3048.4	Up	3015.2	2990.3	2932.3	3115.8	3090.0	3074.4	3022.4	3006.8	2981.0
HINDALCO	395.05	Up	397.9	392.9	396.8	407.1	402.5	399.7	390.4	387.6	383.0
HINDUNILVR	2342.05	Down	2347.3	2342.9	2364.0	2380.9	2366.1	2357.1	2327.0	2318.0	2303.2
ICICIBANK	642.7	Up	653.9	652.3	635.3	660.1	653.5	649.4	636.0	631.9	625.3
INDUSINDBK	1009.3	Up	1017.7	1012.6	983.8	1048.6	1033.6	1024.5	994.1	985.0	970.0

Nifty 50 Stock Levels

INVENTURE GROWTH & SECURITIES LTD.
Enhancing Fortunes. Enriching Lives.

Symbol	Close	Trend	5 Day SMA	10 Day SMA	20 Day SMA	R3	R2	R1	S1	S2	S3
INFY	1385.65	Up	1393.6	1386.7	1364.4	1412.3	1402.1	1395.9	1375.4	1369.2	1359.0
IOC	114.6	Up	111.8	111.2	107.1	116.9	116.0	115.5	113.7	113.2	112.3
ITC	208.75	Down	208.2	209.8	209.2	212.7	211.2	210.3	207.2	206.3	204.8
JSWSTEEL	721.2	Up	712.6	701.0	711.7	741.1	733.5	728.9	713.5	708.9	701.3
KOTAKBANK	1811.15	Up	1809.7	1790.6	1771.8	1853.0	1837.0	1827.3	1795.0	1785.3	1769.3
LT	1537.55	Up	1498.4	1483.6	1442.2	1569.2	1557.1	1549.8	1525.3	1518.0	1505.9
M&M	804.6	Up	809.0	817.1	799.0	824.6	817.0	812.3	796.9	792.2	784.6
MARUTI	7214.7	Up	7178.4	7072.0	6927.8	7370.5	7311.0	7274.9	7154.5	7118.4	7058.9
NESTLEIND	17427.75	Up	17736.5	17650.0	17384.2	17724.0	17610.8	17542.1	17313.4	17244.7	17131.5
NTPC	111.75	Down	111.6	111.6	111.5	113.9	113.1	112.6	110.9	110.4	109.6
ONGC	125.45	Up	120.0	116.8	115.7	128.9	127.6	126.8	124.1	123.3	122.0
POWERGRID	226.15	Down	227.1	228.1	227.7	230.6	228.9	227.9	224.4	223.4	221.7
RELIANCE	2190.5	Up	2190.3	2096.9	2029.9	2238.7	2220.3	2209.1	2171.9	2160.7	2142.3
SBILIFE	989.15	Neutral	985.3	980.0	982.2	1009.8	1001.9	997.1	981.2	976.4	968.5
SBIN	433.6	Up	432.6	424.6	400.5	445.1	440.7	438.0	429.2	426.5	422.1
SHREECEM	28153.55	Neutral	28027.1	27729.4	27611.4	28758.9	28527.6	28387.2	27919.9	27779.5	27548.2
SUNPHARMA	673.95	Down	676.0	684.9	690.7	687.8	682.5	679.3	668.6	665.4	660.1
TATACONSUM	686.95	Up	672.9	660.2	653.3	702.7	696.7	693.0	680.9	677.2	671.2
TATAMOTORS	334.95	Up	325.3	321.0	319.0	346.5	342.1	339.4	330.5	327.8	323.4
TATASTEEL	1120.7	Down	1100.0	1094.8	1131.6	1152.6	1140.4	1133.0	1108.4	1101.0	1088.8
TCS	3143.75	Up	3158.4	3149.7	3122.5	3199.1	3177.9	3165.1	3122.4	3109.6	3088.4
TECHM	1019.2	Up	1024.9	1017.3	995.9	1040.5	1032.4	1027.4	1011.0	1006.0	997.9
TITAN	1679.4	Up	1634.5	1604.2	1546.7	1716.0	1702.0	1693.5	1665.3	1656.8	1642.8
ULTRACEMCO	6664.25	Up	6671.5	6640.8	6583.5	6804.2	6750.7	6718.3	6610.2	6577.8	6524.3
UPL	836.25	Up	832.7	820.3	775.9	860.5	851.2	845.6	826.9	821.3	812.0
WIPRO	541.2	Up	542.3	535.1	523.0	552.8	548.4	545.7	536.7	534.0	529.6

Disclaimer and Disclosure

INVENTURE
GROWTH & SECURITIES LTD.
Enhancing Fortunes. Enriching Lives.

Research Disclaimer and Disclosure inter-alia as required under Securities and Exchange Board of India (Research Analysts) Regulations, 2014

Inventure Growth and Securities Limited ("IGSL") is a registered Research Analyst Entity (hereinafter be referred as "IGSL RE"). "IGSL" is a registered stock broker or intermediary engaged in Stock Broking, Depository Participant and Mutual Fund Distributor. Registered member of National Stock Exchange of India Ltd (NSEIL), Bombay Stock Exchange Ltd (BSE), Metropolitan Stock Exchange of India Ltd (MSEI). IGSL is also a depository participant with Central Depository Services Ltd (CDSL)

This Research Report (hereinafter referred as "Report") has been prepared by Inventure Growth & Securities Limited as a Research Entity (hereinafter referred as "IGSL RE" Limited. The Research Analysts, strategists are principally responsible for the preparation of "IGSL RE" research. The research analysts have received compensation based upon various factors, which may include quality of research, investor client feedback, stock picking, competitive factors and firm revenues etc.

Whilst IGSL has taken all reasonable steps to ensure that this information is correct, IGSL does not offer any warranty as to the accuracy or completeness of such information. Any person placing reliance on the report to undertake trading does so entirely at his or her own risk and IGSL does not accept any liability as a result. Securities and Derivatives markets may be subject to rapid and unexpected price movements and past performance is not necessarily an indication of future performance.

General Disclaimer: This 'Report' is strictly meant for use by the recipient and is not for circulation. This Report does not take into account particular investment objectives, financial situations or specific needs of individual clients nor does it constitute a personal recommendation. The recommendations, if any, made herein are expression of views and/or opinions and should not be deemed or construed to be neither advice for the purpose of purchase or sale of any security, derivatives or any other security through IGSL nor any solicitation or offering of any investment /trading opportunity on behalf of the issuer(s) of the respective security (ies) referred to herein. These information / opinions / views are not meant to serve as a professional investment guide for the readers. No action is solicited based upon the information provided herein. Recipients of this "Report" should rely on information/data arising out of their own Study/investigations. It is advised to seek independent professional advice and arrive at an informed trading/investment decision before executing any trades or making any investments. This 'Report' has been prepared on the basis of publicly available information, internally developed data and other sources believed by IGSL to be reliable. IGSL or its directors, employees, affiliates or representatives shall not be responsible for, or warrant for the accuracy, completeness, adequacy and reliability of such information / opinions / views. Though due care has been taken to ensure that the disclosures and opinions given are fair and reasonable, none of the directors, employees, affiliates or representatives of IGSL shall be liable for any direct, indirect, special, incidental, consequential, punitive or exemplary damages, including lost profits arising in any way whatsoever from the information / opinions / views contained in this Report.

The price and value of the investments referred to in this Report and the income from them may tend to go down as well as up, and investors may incur losses on any investments. Yester performance shall not be a guide for future performance. IGSL does not provide tax advice to its clients, and all investors are strongly advised to take advice of their tax advisers regarding taxation aspects of any potential investment. Opinions are based on the current scenario as of the date appearing on this 'Report' only. IGSL does not undertake to advise you as to any change of our views expressed in this "Report' may differ on account of differences in research methodology, personal judgment and difference in time horizons for which recommendations are made. User should keep this risk in mind and not hold IGSL, its employees and associates responsible for any losses, damages of any type whatsoever.

Disclaimers in respect of jurisdiction: This report is not directed to, or intended for distribution to or use by, any person or entity who is a citizen or resident of or located in

any locality, state, country or other jurisdiction where such distribution, publication, availability or use would be contrary to law or regulation or which would subject "IGSL" to any registration or licensing requirement within such jurisdiction(s). No action has been or will be taken by "IGSL" in any jurisdiction (other than India), where any action for such purpose(s) is required. Accordingly, this 'Report' shall not be possessed, circulated and/or distributed in any such country or jurisdiction unless such action is in compliance with all applicable laws and regulations of such country or jurisdiction. "IGSL" requires such recipient to inform himself about and to observe any restrictions at his own expense, without any liability to "IGSL". Any dispute arising out of this Report shall be subject to the exclusive jurisdiction of the Courts in Mumbai (India).

Statements on ownership and material conflicts of interest, compensation - IGSL and Associates reciprocates to the best of the knowledge and belief of IGSL/ its Associates/ research Analyst who is preparing this report.

Disclaimer and Disclosure

INVENTURE GROWTH & SECURITIES LTD.
Enhancing Fortunes. Enriching Lives.

Disclosures of Interest (Additional):

- "IGSL", its research Analyst(s), or its associates or relatives of the Research Analyst does not have any financial interest in the company(ies) covered in this report.
- "IGSL" its research Analyst, or its associates or relatives of the research analyst affiliates collectively do not hold more than 1% of the securities of the company (ies)covered in this report as of the end of the month immediately preceding the distribution of the research report.
- "IGSL", its research analyst, his/her associate, his/her relative, do not have any other material conflict of interest at the time of publication of this research report.
- "IGSL", its research analyst, and its associates have not received compensation for investment banking or merchant banking or brokerage services or for any other products or services from the company(ies) covered in this report, in the past twelve months.
- "IGSL", its research analyst, or its associates have not managed or co-managed in the previous twelve months, a private or public offering of securities for the company (ies) covered in this report.
- "IGSL, or its associates have not received compensation or other benefits from the company(ies) covered in this report or from any third party, in connection with the research report.
- IGSL research analyst has not served as an Officer, Director, or employee of the company (ies) covered in the Research report.
- "IGSL", its research analyst has not been engaged in market making activity for the company(ies) covered in the Research report.
- The details of IGSL, its research analyst and its associates pertaining to the companies covered in the Research report are given below

Sr. No.	Particulars	Yes / No
1.	Whether compensation has been received from the company(ies) covered in the Research report in the past 12 months for investment banking transaction by IGSL	No
2.	Whether Research Analyst, IGSL or its associates or relatives of the Research Analyst affiliates collectively hold more than 1% of the company(ies) covered in the Research report	No
3.	Whether compensation has been received by IGSL or its associates from the company(ies) covered in the Research report	No
4.	IGSL or its affiliates have managed or co-managed in the previous twelve months a private or public offering of securities for the company(ies) covered in the Research report	No
5.	IGSL, its research analyst, his associate, or its associates have received compensation for investment banking or merchant banking or brokerage services or for any other products or services from the company(ies) covered in the Research report, in the last twelve months	No

Copyright: The copyright in this research report belongs exclusively to IGSL. All rights are reserved. Any unauthorized use or disclosure is prohibited. No reprinting or reproduction, in whole or in part, is permitted without the IGSL's prior consent, except that a recipient may reprint it for internal circulation only and only if it is reprinted in its entirety.

This "Report" is for distribution only under such circumstances as may be permitted by applicable law. This "Report" has no regard to the specific investment objectives, financial situation or particular needs of any specific recipient, even if sent only to a single recipient. This "Report" is not guaranteed to be a complete statement or summary of any securities, markets, reports or developments referred to in this research report. Neither IGSL nor any of its directors, officers, employees or agents shall have any liability, however arising, for any error, inaccuracy or incompleteness of fact or opinion in this "report" or lack of care in this report's preparation or publication, or any losses or damages which may arise from the use of this research report.

Information barriers may be relied upon buy IGSL, such as "Chinese Walls" to control the flow of information within the areas, units, divisions, groups, or affiliates of IGSL.

Investing in any non-U.S. securities or related financial instruments (including ADRs) discussed in this research report may present certain risks. The securities of non-U.S. issuers may not be registered with, or be subject to the regulations of, the U.S. Securities and Exchange Commission. Information on such non-U.S. securities or related financial instruments may be limited. Foreign companies may not be subject to audit and reporting standards and regulatory requirements comparable to those in effect within the United States. The value of any investment or income from any securities or related financial instruments discussed in this research report denominated in a currency other than U.S. dollars is subject to exchange rate fluctuations that may have a positive or adverse effect on the value of or income from such securities or related financial instruments.

Past performance is not necessarily a guide to future performance and no representation or warranty, express or implied, is made by IGSL with respect to future performance. Income from investments may fluctuate. The price or value of the investments to which this research report relates, either directly or indirectly, may fall or rise against the interest of investors. Any recommendation or opinion contained in this research report may become outdated as a consequence of changes in the environment in which the issuer of the securities under analysis operates, in addition to changes in the estimates and forecasts, assumptions and valuation methodology used herein.

No part of the content of this research report may be copied, forwarded or duplicated in any form or by any means without the prior written consent of IGSL and IGSL accepts no liability whatsoever for the actions of third parties in this respect.